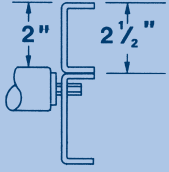
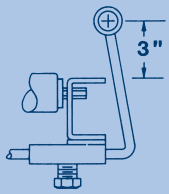


# Conveyor Accessories

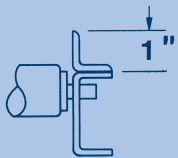
## GUARD RAILS



**Channel Type Guardrail:**  
Bolt-On 2-1/2" x 1" x 1"  
12 Ga. Steel or 1/8" Alum.




**Adjustable Guardrail:**  
Lateral Adjustment Only

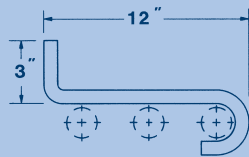


**Angle Type Guardrail:**  
1" x 1" x 1/8" Steel

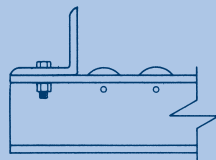
## STOPS



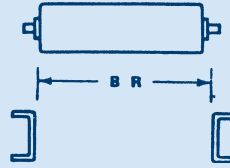
**Hand Operated Roller Stop:**  
Hand operated push-up roller type



**Package Stop:**  
12 Ga. removable hook-on type provides positive stops



**Angle End Stop:**  
1-1/2" x 1-1/2" x 10 Ga. Steel angle usually bolted to end of conveyor frame.



Due to differences in bearing hub projections, all rollers must be ordered with a between rail dimension or out to out length on bearings. Precision bearings available on 1.9" and 2.5" rollers.

## ROLLERS ONLY

Model No	O.D. Tubing In	Finish	Gauge Material	Axle Size In
034-AR	3/4	Alum	20	1/4 rd
034-SR	3/4	Galv	20	1/4 rd
078-SR	7/8	Plain	13	1/4 rd
138-AR	1 3/8	Alum	18	1/4 rd
138-SR	1 3/8	Galv	18	1/4 rd
138-SRM	1 3/8	Galv	18	5/16 hex
158-SSR	1 5/8	Stainless Steel	16	3/16 hex
190-PVC	1.9	PVC	.145	3/16 hex
190-SRL	1.9	Galv	16	1/4 rd
190-SRM	1.9	Galv	16	3/16 hex
190-SRH	1.9	Plain	12	3/16 hex
200-SSR	2	Stainless Steel	16	3/16 hex
200-ARL	2	Alum	16	1/4 rd
200-SRL	2	Galv	16	1/4 rd
200-SRM	2	Galv	16	3/16 hex
200-SRH	2	Plain	12	3/16 hex
250-SRM	2 1/2	Plain	14	3/16 hex
250-SRH	2 1/2	Plain	11	1 1/16 hex
258-SRH	2 5/8	Plain	7	1 1/16 hex
350-SRH	3 1/2	Plain	.216	1 1/16 hex
350-SRM	3 1/2	Plain	10	1 1/16 hex

## GUARDRAILS

Over-All Width In	MODEL NUMBER-CHANNEL			MODEL NUMBER-ADJUSTABLE			MODEL NUMBER-ANGLE		
	10 Ft	45°	90°	10 Ft	45°	90°	10 Ft	45°	90°
12	12-CHR-10	12-CHR-45	12-CHR-90	12-AJR-10	12-AJR-45	12-AJR-90	12-AGR-10	12-AGR-45	12-AGR-90
18	18-CHR-10	18-CHR-45	18-CHR-90	18-AJR-10	18-AJR-45	18-AJR-90	18-AGR-10	18-AGR-45	18-AGR-90
24	24-CHR-10	24-CHR-45	24-CHR-90	24-AJR-10	24-AJR-45	24-AJR-90	24-AGR-10	24-AGR-45	24-AGR-90

## STOPS

Over-All Width In	ROLLER STOP			PACKAGE STOP			ANGLE END STOP		
	Model No	Between Rail Width In	Weight Lbs	Model No	Between Rail Width In	Weight Lbs	Model No	Between Rail Width In	Weight Lbs
12	HRS-12	10	4	PKS-12	10	2	AGS-12	10	2
15	HRS-15	13	5	PKS-15	13	3	AGS-15	13	3
18	HRS-18	16	6	PKS-18	16	4	AGS-18	16	4
24	HRS-24	22	7	PKS-24	22	5	AGS-24	22	5