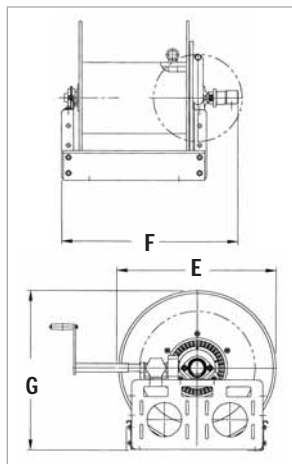


# Booster Hose Reels


Rugged, long lasting booster hose reel in choice of steel or aluminum to handle your 3/4" or 1" I.D. booster hose.



**Include all the information below. Specify left/right based on facing outlet.**

- ▶ **For Manual:** Specify crank side (left or right) Specify inlet side (left or right)
  - Note: must be same side as motor/crank
  - Specify Color: Red, Silver, White or Primer Coat
  - Specify Size No. (see chart)
  - Specify 90° or Straight Inlet swivel
  - Specify size (3/4" or 1") and outlet thread type

- ▶ **For Electric:** Specify motor side (left or right) and motor position (front or back)
  - Note: must be same side as motor/crank



Manual or Electric Rewind Available

Size No.	Hose Reel Capacity In Feet		Overall Reel Dimensions In Inches			Approx. Steel wt. lbs. (Crank)		Approx. Aluminum wt. lbs. (Crank)	
	I.D. 3/4" O.D. 1 1/32"	I.D. 1" O.D. 1 1/16"	E	F	G	Net.	Ship.	Net.	Ship.
01	150	100	21 5/8	34 1/4	21 1/2	102	144	80	122
02	150	100	23	25 3/4	23 1/2	92	134	75	117
03	250	150	23	32 1/4	23 1/2	105	147	82	124
04	200	100	28 3/4	18 1/4	29 5/8	100	150	80	130
05	250	150	28 3/4	21 3/4	29 5/8	107	157	83	133

"F" dimension is the same for both electric & manual models. Add 40 lbs. to weights shown for electric models.

## Electric Rewind Booster Hose Reels

- AM167 Aluminum Booster Hose Reel \$1,424.95
- AM168 Steel Booster Hose Reel \$1,024.95

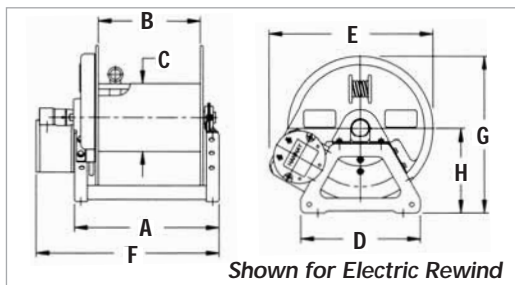
## Manual Booster Hose Reels

- AM169 Aluminum Booster Hose Reel \$1,014.95
- AM170 Steel Booster Hose Reel \$629.95
- Option AZ633 Roller and Spool Installed \$174.95

## Drop-In Style Booster Reel



These reels are an excellent choice for drop-in units or smaller apparatus compartments where space is a premium. They're built to the same design standards as our larger reels, just lighter in weight and more compact. Available in either electric or crank rewind. Reels will hold up to 100' of 1" or 200' of 3/4" booster hose. Dimensions: (E) Crank/16.5", (E) Elec/19", (F) Crank/46.62", (F) Elec/39.75", (G) 18.12".



Shown for Electric Rewind

- AJ513 Drop-In Style Booster Reel/Electric \$714.95
- AJ514 Drop-In Style Booster Reel/Crank \$359.95

## Booster Tools

Get Darley's complete set of booster tools for attaching 3/4" and 1" couplings. Try our lubricant to help ease coupling when installing. Ship. wt. 2 lbs.



Specify Redhead or Barway Couplings

- P915 Booster Tools for 3/4" Couplings \$164.95
- P916 Booster Tools for 1" Couplings \$253.95
- P917 Darley Lubricant \$26.95


## Booster Hose Blowdown Fitting



Gets the water out of your booster hose so it won't freeze. Eliminates dangerous jury rigs. Just screw to end of hose-open drain and attach air hose. NST only. Ship. wt. 2 lbs.

- W396 Blowdown Fitting \$18.95

## Roller and Spool Assembly



Speed your hose handling and reduce wear on hose. Buffed stainless steel rollers. Assembly includes roller, 2 blocks, 2 spools, bearings and all fastenings. Length of roller should be the same as the reel drum length. (Larger sizes are available for an extra charge) Ship. wt. 13 lbs.

Specify length: Up to 38"

- R698 Roller and Spool Assembly \$139.95

## Swivel Joints



Pressure balanced design for low rotation torque. Hardened carbon steel barrel for strength and long wear. NPT threads. Ship. wt. 3 lbs.

- T961 1" Swivel Joint \$65.95
- T963 1" Seal Kit for Above \$25.95
- AF774 1 1/2" Swivel Joint \$227.95