



Straight Wall Containers

totes, containers & small parts storage

- SWCs are reusable shipping, storage, and work-in-process containers
- Straight walls provide efficient internal and external space usage
- Solid-sided containers have smooth inner walls for easy, sanitary cleaning
- Mesh-sided containers allow hot or cold air ventilation
- Injection-molded from high-density polyethylene
- Available in 4 sizes and 3 styles
- Color: Gray




3 Styles Per Size:
Solid, mesh and combinations.




features



One-inch wall thickness for secure stacking



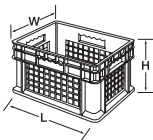
Strong, 1" wide, stacking rims and external ribbing provide added strength



Straight walls provide efficient cubing in trucks and on pallets



Open .72 x .90 mesh pattern allows high visibility and good airflow



related products

Add more productivity to your Straight Wall Containers with:

- Carts pg. 37
- Platform Trucks pgs. 40-41
- Dollies pgs. 44-45



Dollies

- Plastic, steel and wood dollies available to transport containers. See pgs. 44-45

Straight Wall Containers (SWCs)			Outside Dimensions						Inside Dimensions Top						Stacking Capacity / Qty.		
Model No. Mesh Side & Base	Model No. Mesh Side/Solid Base	Model No. Solid Side & Base	Inches			mm			Inches			mm			Ctn. Qty.	Bottom Type	
			L	W	H	L	W	H	L	W	H	L	W	H		Solid	Mesh
37208	37278	37288	15¾	11¾	8¼	400	298	210	14¼	10¼	8	362	260	203	12	83 lbs./6	30 lbs./6
37608	37678	37688	23¾	15¾	8¼	603	400	210	22¼	14¼	8	565	362	203	4	83 lbs./6	45 lbs./6
37612	37672	37682	23¾	15¾	12¼	603	400	311	22¼	14¼	12	565	362	305	3	125 lbs./5	45 lbs./5
37616	37676	37686	23¾	15¾	16¾	603	400	410	22¼	14¼	16	565	362	406	2	150 lbs./4	45 lbs./4

Order in carton quantities.