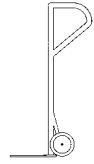



Aluminum Hand Truck Dockplates

Designed for use with two wheel hand trucks. A convenient, safe and easy way to access loading docks from trucks. Lightweight and easily transported by just one person. Treadplate surface ensures skid-resistant safe traction. Locking legs secure the plate for safe loading and unloading. Complete with bolt-on zinc plated carrying handles and locking legs.



DESIGNED FOR USE WITH TWO WHEEL HAND TRUCKS (not included)

WIDTH	LENGTH	HEIGHT DIFF.	1/4" PLATE THICKNESS			5/16" PLATE THICKNESS		
			MODEL NUMBER	NET WT. (LBS.)	CAPACITY (LBS.)	MODEL NUMBER	NET WT. (LBS.)	CAPACITY (LBS.)
30"	24"	3"	A-3024	35	500	AH-3024	50	700
30"	30"	4"	A-3030	40	500	AH-3030	58	700
30"	36"	5"	A-3036	46	500	AH-3036	68	700
30"	48"	7"	A-3048	55	500	AH-3048	85	700
36"	24"	3"	A-3624	39	500	AH-3624	56	700
36"	30"	4"	A-3630	46	500	AH-3630	68	700
36"	36"	5"	A-3636	52	500	AH-3636	78	700
36"	48"	7"	A-3648	63	500	AH-3648	98	700


Aluminum Economizer Dockplates

Economical way to speed up truck loading and unloading. Spans the opening between dock and trailer to allow pallet or hand trucks along with traffic to safely move in and out of the trailer. Constructed of high strength, lightweight aluminum alloy non-skid treadplate with bolt-on zinc plated legs and handles. Handles are located on each side for portability. Locking legs for OSHA Compliance. The bend or crown is 11° and located 9" from edge of dockplate. Not for use with fork trucks.

48 Hours to Ship



DVD or VIDEO AVAILABLE



LOADING DOCK EQUIPMENT

WIDTH	LENGTH	HEIGHT DIFF.	3/8" PLATE THICKNESS				1/2" PLATE THICKNESS			
			MODEL NUMBER	SHIPS VIA	NET WT. (LBS.)	CAPACITY (LBS.)	MODEL NUMBER	SHIPS VIA	NET WT. (LBS.)	CAPACITY (LBS.)
30"	24"	3"	E-3024	UPS	45	3,000	EH-3024	UPS	53	5,200
30"	30"	4"	E-3030	UPS	48	2,300	EH-3030	UPS	63	4,100
30"	36"	5"	E-3036	UPS	56	1,800	EH-3036	UPS	74	3,500
30"	48"	7"	E-3048	UPS	72	1,400	EH-3048	UPS	95	2,600
36"	24"	3"	E-3624	UPS	43	3,600	EH-3624	UPS	62	6,200
36"	30"	4"	E-3630	UPS	56	3,000	EH-3630	UPS	74	5,100
36"	36"	5"	E-3636	UPS	66	2,500	EH-3636	UPS	87	4,300
36"	48"	7"	E-3648	UPS	83	1,900	EH-3648	UPS	111	3,000
42"	24"	3"	E-4224	UPS	53	4,300	EH-4224	UPS	70	7,200
42"	30"	4"	E-4230	UPS	63	3,300	EH-4230	UPS	84	5,900
42"	48"	7"	E-4248	LTL	75	2,100	EH-4248	LTL	99	3,500
48"	24"	3"	E-4824	UPS	59	5,200	EH-4824	UPS	78	8,200
48"	30"	4"	E-4830	UPS	70	4,100	EH-4830	UPS	93	6,300
48"	36"	5"	E-4836	UPS	83	3,500	EH-4836	UPS	111	5,300
48"	42"	6"	E-4842	LTL	94	3,000	EH-4842	LTL	127	4,300
48"	48"	7"	E-4848	LTL	104	2,600	EH-4848	LTL	142	3,800
48"	54"	8"	E-4854	LTL	117	2,200	EH-4854	LTL	160	3,300
48"	60"	9"	E-4860	LTL	128	1,800	EH-4860	LTL	175	2,900
60"	24"	3"	E-6024	UPS	70	5,700	EH-6024	UPS	93	10,000
60"	30"	4"	E-6030	UPS	83	4,600	EH-6030	UPS	113	7,800
60"	36"	5"	E-6036	LTL	99	4,100	EH-6036	LTL	134	6,600
60"	42"	6"	E-6042	LTL	113	3,500	EH-6042	LTL	154	5,500
60"	48"	7"	E-6048	LTL	126	2,900	EH-6048	LTL	173	4,800
60"	54"	8"	E-6054	LTL	142	2,400	EH-6054	LTL	195	4,100
60"	60"	9"	E-6060	LTL	155	2,000	EH-6060	LTL	214	3,700
72"	24"	3"	E-7224	UPS	81	6,500	EH-7224	UPS	109	11,900
72"	30"	4"	E-7230	LTL	97	5,400	EH-7230	LTL	132	9,500
72"	36"	5"	E-7236	LTL	115	4,300	EH-7236	LTL	158	7,800
72"	48"	7"	E-7248	LTL	148	3,400	EH-7248	LTL	205	5,900

ALUMINUM ECONOMIZER DOCKPLATE OPTIONS			
MODEL NUMBER	DESCRIPTION	MODEL NUMBER	DESCRIPTION
OHDL	No Handles	SLL	Special Location of Legs
1HDL	One Handle	ATC	Antitheft Chain
SDP	Smooth Deck Plate (Checker Side Down)	LHDL	Extra Pair of Legs with Handles & Hardware
SB	Special Bend or Location of Bend	TRADE	Trade in Allowance