




Fork Mounted Snow Plow Blades

Designed for use with your fork truck, these Snow Plow Blades are multifunctional to work with your existing equipment. No more waiting for daytime snow removal. Simply place the snow blade onto your fork truck and away you go! Installation is as easy as sliding the forks into the fork pockets and securing them to the fork carriage. Prevent damage from obstacles and rough or uneven surfaces with trip springs. Easy angling and backgrade capabilities for optimal performance. Constructed of 1/4" rollplate with steel rigs. The blade edge is 5/8" x 6" hardened steel. Counterbalance shipped empty.

MODEL NUMBER	OVERALL PLOW WIDTH	PLOW WIDTH AT 24° ANGLE	PLOW WIDTH AT 47° ANGLE	MAXIMUM FORK WIDTH x LENGTH	NET WT. (POUNDS)
SPB-548	6 FEET	66"	48"	5½" x 48"	561
SPB-748	6 FEET	66"	48"	7½" x 48"	572
SPB-CB	COUNTERBALANCE (estimated weight filled 500 lbs.)				40




48 Hours
to Ship

Fork Mounted Front Loader

The Front Loader is engineered for use with your existing fork truck. "Dust Pan" design is ideal for transporting snow, gravel, sand or refuse. Pull release cable to dump contents of scoop. Attaches quickly and easily to most fork trucks. Beveled front edge for better scooping ability. The usable fork pockets measure 7½" wide by 2½" high on 24" centers. All welded steel construction with durable powder coat finish.

MODEL NUMBER	OVERALL SIZE (W x D x H)	CAPACITY (POUNDS)	DUMP ANGLE	CUBIC YARD CAPACITY	NET WT. (POUNDS)
FL-4000	69¾" x 62" x 22¼"	4,000	90°	1-1/3	650
FL-LEKP	WELDED LEAK PROOF OPTION				5



RETAINER

POWDER COATED TOUGH

48 Hours
to Ship

Pallet Dumper/Retainer

Dump loaded pallets easily without leaving the seat of your fork truck with the all welded steel constructed Pallet Dumper. Unit slides onto forks and is secured by a safety restraint. Two retainers hold the pallet in place while dumping the contents into the hopper or dumpster. Once the retainers have cleared the opposite end of the pallet, raise the forks and the retainers will hold the pallet on the forks. Lift the pallet to the dumping height and rest the pallet on the edge of the dumpster. Pull the chain, releasing the fork carriage, allowing the pallet to tilt and dump the load into the hopper or dumpster. When finished, simply lower to ground until the carriage latches.


MODEL NUMBER	FORK POCKET (W x H)	FORK LENGTH	OVERALL WIDTH	CAPACITY (POUNDS)	NET WT. (LBS.)
PAL-D/R	7½" x 2½"	52"	32"	2,000	340

Multi-Purpose Tote Dumpers

Collect, transport and dump materials while saving time and reducing work related injuries. Ideal for schools, hospitals, commercial and industrial applications. One person can easily and safely empty loads weighing up to 600 pounds. To use, roll the tote into dumper, secure tote in place and depress the 24V hand control. The tote will rotate over 135° to dump contents, dump time is approximately 25 seconds. Standard features: (2) 8" x 2" phenolic front wheels, (2) 8" x 3" phenolic rear casters, floor lock, 1½ HP, 115V industrial motor, hand pendant control on 8 foot coil cord and (1) MPT-2 polyethylene tote.



DVD or VIDEO AVAILABLE



MODEL NUMBER	DUMP HEIGHT	ROTATED HEIGHT	CAPACITY (POUNDS)	OVERALL SIZE (W x L)	NET WT. (LBS.)
JMD-1000-48	48"	105-13/16"	600	57" x 61"	893
JMD-1000-60	60"	118-13/16"	600	57" x 61"	998
JMD-1000-72	72"	129-13/16"	600	57" x 61"	1129
MPT-1	ADDITIONAL ½ CUBIC YARD POLYETHYLENE TOTE WITH FOUR SWIVEL 6" x 2" MOLD-ON-RUBBER CASTERS CAPACITY 200 LBS - OVERALL SIZE: 53"W x 35"D x 42"H				114
MPT-2	ADDITIONAL ½ CUBIC YARD POLYETHYLENE TOTE WITH FOUR SWIVEL 6" x 2" MOLD-ON-RUBBER CASTERS CAPACITY 600 LBS - OVERALL SIZE: 53"W x 35"D x 42"H				200