



ITT

Bell & Gossett®
Centrifugal
Pumps




Engineered for life



VSC



VSCS



VSH

Series VSX®

A robust, base-mounted, double-suction pump with a vertically split casing. Three different suction and discharge flange orientations provide identical hydraulic performance while enhancing equipment room layout flexibility.

Model VSX-VSC® vertical suction and discharge flanges create an extremely compact space-saving design that allows up to 8,000 lbs. static loading per nozzle.


Model VSX-VSCS® combines a vertical discharge flange with a side suction flange while maintaining a small footprint design.

Model VSX-VSH™ provides the traditional side suction and side discharge flanges.

VSX discharge sizes range from 4" to 18", with flows to 25,000 GPM, heads to 530' and motors to 3,000 HP. Standard features include a groutless base plate, alignment friendly coupling and an ANSI/OSHA compliant coupling guard. Service is simplified with maintenance-free bearings and an internally flushed one-piece unitized mechanical seal. Both the bearings and mechanical seals can be replaced without removal of the rotating assembly, reducing the down time for servicing the pump. The VSX is available in bronze-fitted construction with working pressures up to 300 psig.

APPLICATIONS:

HYDRONIC HEATING AND COOLING SYSTEMS, CONDENSER WATER, COOLING TOWERS, REFRIGERATION AND GENERAL SERVICE.



Bell & Gossett Centrifugal Pumps

Bell & Gossett's complete line of in-line and base-mounted centrifugal pumps can handle virtually any HVAC requirement. The pumps are engineered for exceptional performance and rugged durability. They are designed for easy maintenance and to be highly efficient. The pumps provide reliable operation in a variety of applications, including hydronic heating and cooling systems, industrial, refrigeration, cooling towers and irrigation. All B&G pumps are manufactured at an ISO 9001-approved facility.

The Bell & Gossett name has always stood for uncompromising quality and dependability. That's evident in the way every one of our centrifugal pumps is built and backed by our outstanding customer service and support teams. Our award-winning ESP-PLUS® equipment selection program helps you choose the right equipment and design fluid handling systems accurately and effectively. ESP-PLUS is also available online at www.bellgossett.com.



Series 60®

Maintenance-free in-line pump available in sizes from 1" to 2". Motor sizes from 1/4 to 3 HP at 1750 RPM. Available in bronze-fitted and all-bronze construction. Flows to 200 GPM and heads to 55 feet.

The Series 60 is a maintenance-free pump and motor design. This design provides a worry-free, install-and-forget operation. The design incorporates the patented XL-11® precision-crafted bearing system.

Advanced fluid passage design and a permanently lubricated motor provide effective and quiet operation. The hydraulically balanced impeller and resilient motor also help provide smooth, quiet operation.

APPLICATIONS:
HYDRONIC HEATING AND COOLING SYSTEMS, DOMESTIC WATER, INDUSTRIAL AND GENERAL SERVICE.



Series 80®

Close-coupled in-line mounted pump available in 1-1/2" through 8" sizes. 1/4 to 50 HP at 1750 RPM and 5 to 60 HP at 3500 RPM. Available in bronze-fitted and all-iron construction. Flows to 2500 GPM, heads to 380 feet.

The Series 80 is an efficient, heavy-duty, close-coupled pump designed for horizontal and vertical in-line mounting.

Internally flushed BUNA/Carbon ceramic seals are standard. The internal flushed seal provides five times the flushing flow of pumps designed with externally flushed seals. The Series 80 pump is available in 175# and 250# working pressure and split-coupled designs.

APPLICATIONS:
HYDRONIC HEATING AND COOLING SYSTEMS, GENERAL SERVICE AND INDUSTRIAL.



Series 80®-SC

A split-coupled vertical in-line pump available in 1-1/2" through 10" discharge sizes. Motors range from 1 to 150 HP at 1750 RPM with flows to 4000 GPM and heads to 225'. Available in bronze-fitted and all-iron materials of construction, with working pressures to 250 psig.

Standard features include a unitized EPR/Carbon-Ceramic mechanical seal, ANSI/OSHA compliant guard, stainless steel pump shaft and a split rigid coupling.

Designed for space savings and easy servicing, the 80-SC allows mechanical seal maintenance without disturbing the pump, motor or piping. The wide access motor bracket will accept TC, HP, and IEC motors.

APPLICATIONS:
HYDRONIC HEATING AND COOLING SYSTEMS, INDUSTRIAL PROCESS, GENERAL SERVICE, PRESSURE BOOSTING





Series 90®

Close-coupled in-line mounted pump available in 1" through 2" sizes. 1/4 HP through 2 HP at 1750 RPM and 1/2 through 15 HP at 3500 RPM. Available in bronze-fitted and all-bronze construction with flows to 200 GPM, heads to 225 feet.

The Series 90 is an excellent all-purpose pump designed for vertical and horizontal in-line mounting. Close-coupled design; grease-lubricated motor.

Bell & Gossett's internally flushed BUNA/Carbon ceramic seal makes the Series 90 a truly worry-free pump.

APPLICATIONS:
HYDRONIC HEATING AND COOLING SYSTEMS. GENERAL SERVICE, REFRIGERATION AND COOLING TOWERS.



Series 1522®

Foot-mounted, close-coupled design in 3/4" through 1-1/2" sizes. 1/4 to 1 HP at 1750 RPM. Available in bronze-fitted, all-bronze and all-iron construction with flows to 115 GPM at 30 feet.

The Series 1522 is a rugged yet quiet pump due to the bronze sleeve bearing provided as standard on the pump and motor.

The flexible spring coupler design between the pump and motor dampens any additional noise and vibration.

APPLICATIONS:
HYDRONIC HEATING AND COOLING SYSTEMS, GENERAL SERVICE AND INDUSTRIAL.



Series 1535®

Foot-mounted, end-suction, close-coupled pump available in 1" through 1-1/2" sizes. Motor sizes 1/3 to 5 HP at 3500 RPM. Available in bronze-fitted construction with flows to 240 GPM at 115 feet.

This back-pullout pump offers ease of service in a close-coupled design. The pump can be mounted vertically or

horizontally to provide maximum flexibility. Ball bearing design and standard internally flushed mechanical seal provide long, dependable service.

APPLICATIONS:
COOLING TOWERS, REFRIGERATION, GENERAL SERVICE AND INDUSTRIAL.



Series 3530®

The new standard in close-coupled general service pumps. The all new stainless steel Series 3530 pump is available in 1", 1-1/4" and 1-1/2" sizes. 1/2 HP through 5 HP at 3500 RPM. Flows to 170 GPM and heads to 155 feet.

The Series 3530 is an excellent all-purpose pump. Close-coupled 316L stainless steel wet end, diffuser design for increased bearing and mechanical seal life, permanently greased,

jet pump motor and Bell & Gossett's internally flushed Viton/carbon-silicon carbide seal provide an optimum worry-free pump design to 225°F. Optional EPR/carbon-silicon carbide is rated to 250°F. Maximum pressure is 125 psig.

APPLICATIONS:
HYDRONIC HEATING AND COOLING SYSTEMS, GENERAL SERVICE, REFRIGERATION AND COOLING TOWERS.




Series 1531®

End suction, close-coupled, foot-mounted pump available in 1-1/4" through 6" sizes. Motor size 3/4 to 50 HP at 1750 RPM, 2 to 60 HP at 3500 RPM. Available in bronze-fitted, all-iron and all-bronze construction with flows to 2300 GPM, heads to 400 feet.

Close-coupled, space-saving economy plus rugged construction make the Series 1531 an ideal selection for a variety of horizontal

and vertical mount applications. Available with the B&G standard self-flushing Carbon/Ceramic mechanical seal in 175# working pressure design.

APPLICATIONS:
HYDRONIC HEATING AND COOLING SYSTEMS, GENERAL SERVICE, COOLING TOWERS AND INDUSTRIAL USES.



Series 1510®

Base-mounted, end-suction Series 1510 pumps are available in 1-1/4" through 8" sizes, 1/2 HP to 150 HP at 1750 RPM and 2 HP through 150 HP at 3500 RPM. Bronze-fitted, all-iron and bronze material configurations are available with flows to 4000 GPM, heads to 500 feet.

Integrally cast volute foot and center drop-out spacer coupling combine to offer true back

pullout capability, providing low-cost ease of maintenance. An ANSI-OSHA-compliant coupling guard shields the flexible coupler. A welded steel baseplate and internally flushed mechanical seal are standard features on this pump.

APPLICATIONS:
HYDRONIC HEATING AND COOLING SYSTEMS,
GENERAL SERVICE AND INDUSTRIAL.



Suction Diffusers

An angle-pattern flow-straightening fitting that combines a diffuser-strainer orifice cylinder and full-length straightening vanes to provide ideal flow conditions for the pump suction. Sizes from 1-1/2" to 10" in NPT, flanged and grooved connections. Maximum pressure is 175 psig. Cast iron body, steel straightening vanes and orifice

cylinder are standard. SS straightening vanes and orifice cylinder are optional. A bronze start-up strainer is standard. All internal components are replaceable.

APPLICATIONS:
HYDRONIC HEATING & COOLING SYSTEMS,
GENERAL SERVICE AND INDUSTRIAL



Triple-Duty® Valves

A combination shut-off, center-guided non-slam check valve and calibrated balance valve in one device. The combination of three valves in one minimizes cost and reduces installation time. Available in angle or straight pattern in 1" through 16" sizes; in flanged, grooved or NPT connections. The triple-duty valve has a cast iron body, brass seat, cast bronze disc and SS stem.

A calibrated nameplate and memory button allow return of the valve to the balanced position after shut-off. The backseating valve stem allows repacking under full-line pressure.

APPLICATIONS:
HYDRONIC HEATING & COOLING SYSTEMS,
GENERAL SERVICE AND INDUSTRIAL



Series VTP™

Multi-stage Vertical Turbine Pumps with bronze impellers and cast iron bowls. The lineshaft turbine pumps have above-ground discharge with water-lubricated lineshaft bearings. The column pipe coupling has bronze centering spiders with fluted-rubber lineshaft bearings. The bowls are vitra-glass

coated in the waterways for improved efficiencies. Capacities up to 10,000 GPM with heads to 150 feet per stage.

APPLICATIONS:
COOLING TOWERS, PRESSURE BOOSTING
AND GENERAL WATER SERVICE.



Rolairtrol®

A full-flow separator to remove or eliminate entrained system air. Standard models from 2" to 24." Custom units in sizes 26" and larger. Flow rates to 17,000 GPM at 125psi and 350°F. All units are ASME coded. Flanged or grooved connections on 3" and larger. The Rolairtrol is available

with a strainer as the R model, or without a strainer as the RL model, for a lower pressure drop.

APPLICATIONS:
HYDRONIC HEATING & COOLING SYSTEMS,
GENERAL SERVICE AND INDUSTRIAL

Bell & Gossett's full line of centrifugal pumps are engineered for exceptional performance, rugged durability and easy maintenance.



Bell & Gossett also offers a full line of submersible wastewater pumps from 1 1/4" discharge sump pumps to 4" discharge sewage pumps. Construction materials can be thermoplastic, stainless steel or cast iron. All pumps are rated for continuous duty. Many feature long life Silicon Carbide mechanical seal faces that set our pumps apart from the competition.



Little Red Schoolhouse®

ITT is known throughout the HVAC business as the industry's educator. Our Little Red Schoolhouse, a completely equipped learning center, has trained more than 45,000 engineers, contractors and installers in the proper design, installation and maintenance of HVAC systems.



Pump Us for Information

Bell & Gossett's comprehensive Web site makes it easier for you to find, specify and understand centrifugal pumps, fluid handling systems, parts, specifications and applications.



Use Our Software to Choose Your Hardware Equipment Selection Program

Our ESP-PLUS® software program helps you choose the right equipment by giving you expert system and product application assistance, plus automatic calculations of payback and annual operating costs, equipment schedules, submittals, specifications and more. ESP-PLUS is also available online.



For more information on Bell & Gossett centrifugal pumps, contact your ITT HVAC Representative.

ITT Corporation
8200 N. Austin Avenue
Morton Grove, Illinois 60053
Phone: (847) 966-3700
Fax: (847) 966-9052
www.bellgossett.com



Engineered for life

The "ITT Engineered Blocks" symbol and "Engineered for life" are registered trademarks of ITT Corporation. © 2007

PRINTED IN U.S.A. 8-07 B-50L