

Y-Strainers

Y Strainers are designed for steam, oil or water lines. Strainers should be installed ahead of temperature regulating and/or pressure reducing valves and

steam traps to protect their moving parts from dirt, this is particularly important for new installations.

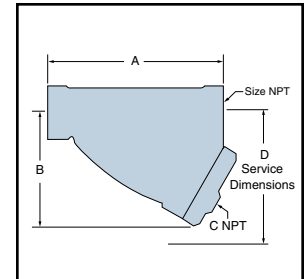
Screwed NPT End

Model 415C

- Cast iron body
- Maximum pressure:
 - 250 psig (17.3 bar) for steam service
 - 400 psig (27.6 bar) for water service
- Available in sizes ½" - 3" NPT

Model 420C

- Cast brass body
- Maximum pressure:
 - 300 psig (20.6 bar) for steam service
 - 400 psig (27.6 bar) for water service
- Available in sizes ½" - 3" NPT



Ordering Information

Model Number	Part Number	NPT Size	Wt lbs. (kg)
415C	405000	½	1 (0.5)
415C	405003	¾	2.5 (1.1)
415C	405006	1	3.5 (1.6)
415C	405009	1¼	5.5 (2.5)
415C	405012	1½	8 (3.6)
415C	405015	2	13 (5.9)
415C	405018	2½	22 (10)
415C	405022	3	30 (13.6)
420C	405024	½	1 (0.5)
420C	405027	¾	1.6 (0.7)
420C	405030	1	2.1 (1)
420C	405033	1¼	2.8 (1.3)
420C	405036	1½	4.5 (2.0)
420C	405036	2	7 (3.2)
420C	405042	2½	2 (10)
420C	405045	3	35 (16)

Dimensions in. (mm)

Model 415C

Part Number	A	B	NPT C	D
405000	3¼ (83)	2⅛ (54)	¼	3¼ (83)
405003	3¾ (95)	2 ⁹ / ₁₆ (65)	⅜	3 (76)
405006	4 ¹ / ₃₂ (102)	2 ⁵ / ₁₆ (58)	⅜	3¼ (83)
405009	5 ¹ / ₃₂ (128)	3¼ (83)	¾	6 (152)
405012	5¾ (146)	3 ⁷ / ₈ (98)	¾	6 (152)
405015	7 ¹ / ₁₆ (179)	4¾ (121)	1	6¾ (171)
405018	9 ¹⁵ / ₁₆ (237)	5 ⁷ / ₈ (149)	1¼	7 ⁷ / ₈ (200)
405022	10 (254)	6 ¹ / ₃₂ (153)	1¼	8 (203)

Model 420C

Part Number	A	B	NPT C	D
405024	2 ¹⁵ / ₁₆ (71)	1 ¹³ / ₁₆ (30)	¼	3 (76)
405027	3 ⁵ / ₈ (92)	2 (51)	¼	4 (102)
405030	4 ⁷ / ₁₆ (113)	2 ⁵ / ₈ (67)	⅜	4½ (114)
405033	5 ¹ / ₈ (130)	3 ³ / ₈ (86)	⅜	5 (127)
405036	5¾ (146)	3 ⁷ / ₁₆ (87)	½	5¾ (146)
405039	7¼ (184)	4¾ (111)	½	6½ (165)
405042	8¼ (210)	6¾ (171)	1¼	-
405045	9 ⁵ / ₈ (244)	6¼ (159)	1¼	-

Specifications

Model	Body Material	Steam Service			Water Service		
		Pressure psig (bar)	Temperature °F (°C)	Screen Material Mesh SS	Pressure psig (bar)	Temperature °F (°C)	Screen Material Mesh SS
415C	Cast Iron	250 (17.3)	400 (204)	20	400 (28)	100 (38)	20
420C	Cast Brass	300 (20.6)	400 (204)	20	400 (28)	150 (66)	20

Y-Strainers (continued)

Flanged End

Model 450C

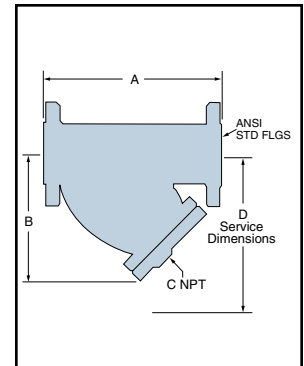
- Cast iron body
- Maximum pressure: 125 psig (8.6 bar) for steam
200 psig (13.8 bar) for water
- Available in sizes 2½" - 8" (65-200mm)

Model 460A, 460B

- Cast iron body
- Maximum pressure: 250 psig (17.3 bar) for steam
500 psig (35 bar) for water
- Available in sizes 2½" - 8" (65-200mm)



Flanged End Y-Strainer



Dimensions, in. (mm)

Model 450C

Part Number	A	B	NPT C	D
405324	10 (254)	6½ (165)	1	9¾ (248)
405327	10⅞ (257)	6¾ (171)	1	10 (254)
405330	12⅞ (307)	8 (203)	1½	12 (305)
405333	15⅝ (397)	10½ (267)	2	15½ (394)
405336	18½ (470)	13½ (343)	2	20 (508)
405339	21⅝ (549)	15¼ (387)	2	22¾ (578)

Ordering Information

Model Number	Part Number	Flanged Size in. (mm)	Weight Approx. lbs. (kg)
450C	405324	2½ (65)	33 (15)
450C	405327	3 (80)	47 (21)
450C	405330	4 (100)	80 (36)
450C	405333	5 (125)	109 (49)
450C	405336	6 (150)	152 (69)
450C	405339	8 (200)	247 (112)
460B	405303	2½ (65)	45 (21)
460A	405309	4 (100)	100 (45)
460A	405317	5 (120)	150 (68)
460A	405315	6 (150)	210 (95)
460A	405318	8 (200)	350 (159)

Model 460B

Part Number	A	B	NPT C	D
405303	11⅞ (283)	7 (178)	1	10¼ (260)
405306	12¾ (324)	8¼ (210)	1¼	12¼ (311)

Model 460A

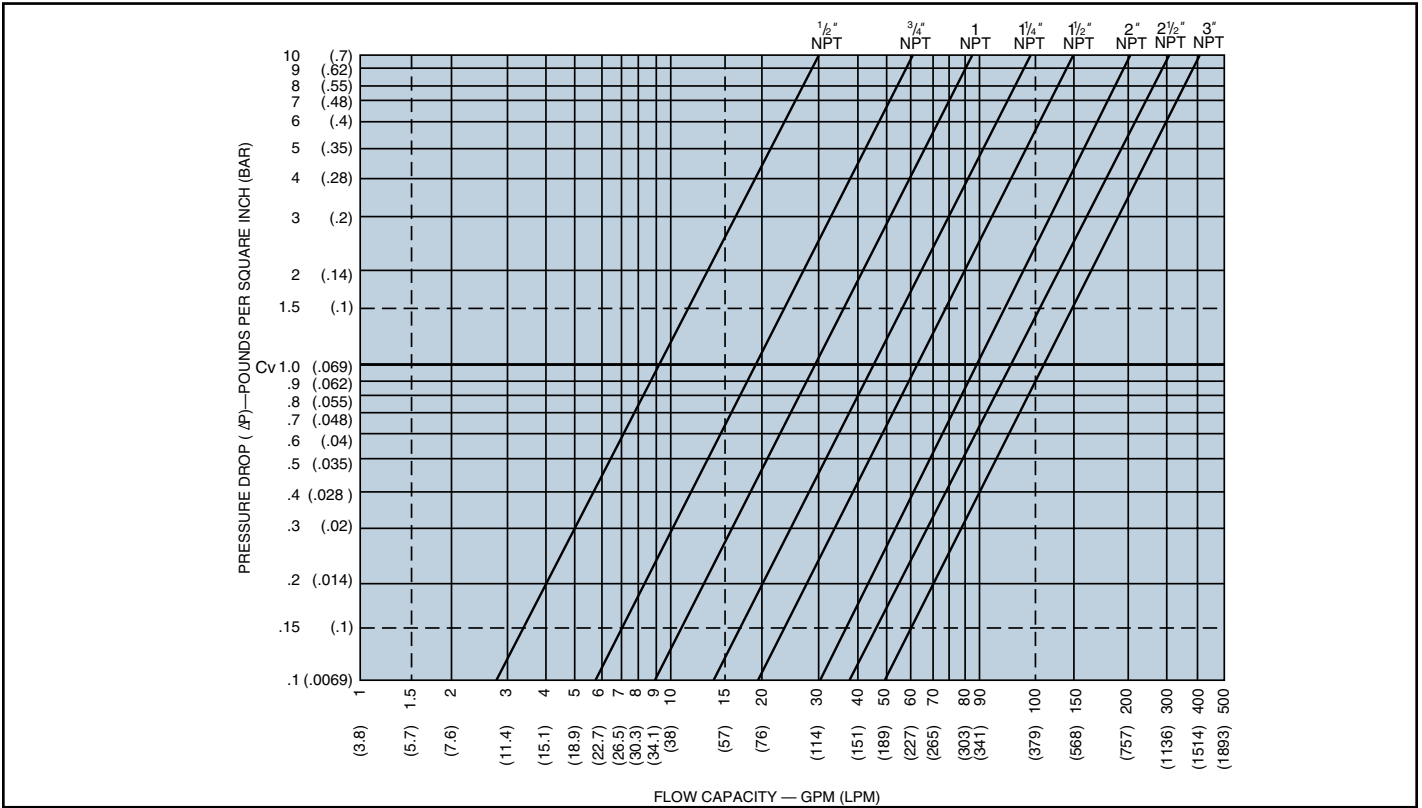
Part Number	A	B	NPT C	D
405309	15¼ (387)	10½ (267)	1½	15¼ (387)
405317	17⅝ (448)	12¾ (324)	2	19 (483)
405315	19⅝ (498)	14½ (368)	2	22½ (572)
405318	25 (635)	16 (406)	2	23½ (597)

Specifications

Model	Flanged Size in. (mm)	Flange Rating psig (bar)	Body Material	Steam Service			Water Service		
				Pressure psig (bar)	Temp. °F (°C)	Screen Material Perf. SS in. (mm)	Pressure psig (bar)	Temp. °F (°C)	Screen Material Perf. SS in. (mm)
450C	2½ - 4 (65-100)	125 (8.6)	Cast Iron	125 (8.6)	400 (204)	.045 (1.1)	200 (13.8)	100 (38)	.062 (1.6)
450C	5 - 8 (125-200)	125 (8.6)	Cast Iron	125 (8.6)	400 (204)	.062 (1.6)	200 (13.8)	100 (38)	.125 (3.2)
460B	2½ - 3 (65-80)	250 (17.3)	Cast Iron	250 (17.3)	400 (204)	.062 (1.6)	500 (35)	100 (38)	.062 (1.6)
460A	4 (100)	250 (17.3)	Cast Iron	250 (17.3)	400 (204)	.062 (1.6)	500 (35)	100 (38)	.062 (1.6)
460A	5 - 8 (125-200)	250 (17.3)	Cast Iron	250 (17.3)	400 (204)	.062 (1.6)	500 (35)	100 (38)	.125 (3.2)

Capacities – Water Flow vs Pressure Drop

Screwed End Y-Strainers



Flanged End Y-Strainers

