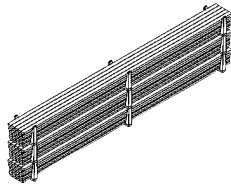


Internestable Stackable Racks

Space saving storage is what this rack is all about. The 4" underclearance allows for easy fork truck accessibility. Units can stack up to 20 feet high. Sturdy, welded construction gives these units an abundance of strength and stability. (A) Special redundant stacking systems allow units to be internested for space saving storage when not in use. (B) Flared posts, pintle and target, make it easy to line up units for stacking.


MODEL NUMBER	USABLE (W x D x H)	OVERALL (W x D x H)	CAPACITY (POUNDS)	NET WT. (POUNDS)
NEST-106	48" x 42" x 48"	57" x 46" x 58"	4,000	288
NEST-215	60" x 42" x 48"	69" x 46" x 58"	4,000	320
NEST-210	48" x 48" x 48"	57" x 54" x 58"	4,000	306
NEST-230	60" x 48" x 48"	69" x 54" x 58"	4,000	340




Portable Storage U-Rack

These Storage Racks can be stacked up to four units high. Built-in safety stops prevent upright spread. Easy to set up and tear down and great for temporary locations. All welded steel construction for years of dependable service. Maximum 4 units high.

MODEL NUMBER	OUTSIDE SIZE (W x D x H)	INSIDE DIMENSION (W (bottom) x W (top) x H)	CAPACITY (POUNDS)	NET WT. (POUNDS)
U-RACK	24½" x 3½" x 20"	16" x 21½" x 18"	5,000 PAIR	35



New



Economical Material Racks

Model SR-WM is a wall mounted unit with dual 60" high supports. They come with (3) 15" arms and (4) 12" arms. The 15" arms have 9" height clearance and the 12" arms have 7¼" clearance. Uniform load capacity is 1,000 pounds. The bright zinc plating provides a long term, attractive appearance. Shipped knockdown with convenient and quick assembly.

Model SR-SS is a self-supporting 66" high A-frame with 8 storage levels. Arms extend up to 12" beyond A-frame. Base dimensions are 60" by 36". Shipped knocked down with convenient and quick assembly. Bright zinc plated.


MODEL NUMBER	DESCRIPTION	HEIGHT	CAPACITY (POUNDS)	NET WT. (POUNDS)
SR-WM	WALL MOUNT	60"	1,000	25
SR-SS	SELF SUPPORTING	66"	2,000	70

Stackable Bar Cradles

These sturdy, welded steel racks are strong enough to handle heavy loads yet light enough to be set up by one person. Stackable up to five units high. Allows for custom design by choosing length, depth, and height of individual storage systems. Welded steel construction with blue painted surface.



New



MODEL NUMBER	OVERALL SIZE (W x D x H)	INSIDE SIZE (W x D x H)	CAPACITY (POUNDS)	NET WT. (POUNDS)
CRAD-25	12" x 16" x 13½"	8" x 12" x 12"	2,500	21
CRAD-25-30	12" x 30" x 13½"	8" x 12" x 12"	2,500	32
CRAD-25-44	12" x 44" x 13½"	8" x 12" x 12"	2,500	44
CRAD-25-58	12" x 58" x 13½"	8" x 12" x 12"	2,500	55
CRAD-25-72	12" x 72" x 13½"	8" x 12" x 12"	2,500	66
CRAD-37	14" x 19" x 17"	10" x 15" x 15"	3,700	37
CRAD-56	15" x 22" x 20½"	11" x 18" x 18"	5,600	46
CRAD-75	16" x 26" x 23½"	12" x 22" x 20"	7,500	72

Stainless Steel Shelving

Provide easy access to stored items from all sides. High-quality stainless steel construction is ideal for the commercial or industrial use. Each model includes four adjustable shelves ideal for different height products. Shelves are 18 gauge thick and hold up to 600 pounds each (uniform load). Units ship knock-down and requires assembly.

New



MODEL NUMBER	SHELF SIZE (W x L)	OVERALL HEIGHT	CAPACITY PER SHELF (POUNDS)	NET WT. (POUNDS)
SSS-1836	18" x 36"	74"	600	110
SSS-1848	18" x 48"	74"	600	135
SSS-2436	24" x 36"	74"	600	129
SSS-2448	24" x 48"	74"	600	158