

Steel Rolling Warehouse Ladders


Finally an easy and safe solution for reaching products on high shelves. Each ladder includes an exclusive lockable safety gate that keeps children and unauthorized personnel off the ladder. Pushing the gate forward will raise the casters off the floor and allow for safe access to the ladder. Pulling the gate backwards will lower the casters to the floor, prohibit access to the ladder and allow the ladder to be moved.

Each ladder is rated at 350 pounds capacity. The standard climb angle is 58° (contact factory for pricing on optional 50° Easy-Climb angle). The handrail height is 30" from the steps and 34" around the top platform that includes a 4" toeboard. Each step is 24" wide by 7" deep. Choose either grip strut style or perforated style steps. Front wheels are 10" diameter. Side frame is constructed from heavy-duty rectangular tubing that offers maximum strength. Unique two-piece design allows ladder to separate for shipping and storage. Welded steel construction with powder coat finish. Manufactured in compliance with OSHA and ANSI A14.7 standards.


Order optional Sideways Wheel Option for even more ladder maneuverability. This option will allow the ladder to turn within its own length and be pushed sideways against shelving units. Factory-installed.

GRIP STRUT STEPS						
MODEL NUMBER	NUMBER OF STEPS	TOP STEP HEIGHT	OVERALL HEIGHT	BASE SIZE (W x D)	TOP STEP DEPTH	NET WT. (POUNDS)
LAD-6-10-G	6	60"	94"	35" x 44½"	10"	130
LAD-7-10-G	7	70"	104"	35" x 50¾"	10"	144
LAD-8-10-G	8	80"	114"	35" x 57"	10"	160
LAD-9-10-G	9	90"	124"	35" x 63¼"	10"	174
LAD-10-10-G	10	100"	134"	35" x 69½"	10"	188
LAD-11-10-G	11	110"	144"	35" x 76"	10"	237
LAD-12-10-G	12	120"	154"	41" x 82"	10"	253
LAD-13-10-G	13	130"	164"	41" x 88"	10"	269
LAD-14-10-G	14	140"	174"	41" x 94½"	10"	285
LAD-15-10-G	15	150"	184"	41" x 100½"	10"	301
LAD-16-10-G	16	160"	194"	41" x 107"	10"	317
LAD-6-20-G	6	60"	94"	35" x 54½"	20"	164
LAD-7-20-G	7	70"	104"	35" x 60¾"	20"	179
LAD-8-20-G	8	80"	114"	35" x 67"	20"	194
LAD-9-20-G	9	90"	124"	35" x 73¼"	20"	209
LAD-10-20-G	10	100"	134"	35" x 79½"	20"	223
LAD-11-20-G	11	110"	144"	35" x 86"	20"	275
LAD-12-20-G	12	120"	154"	41" x 92"	20"	290
LAD-13-20-G	13	130"	164"	41" x 98"	20"	307
LAD-14-20-G	14	140"	174"	41" x 104½"	20"	323
LAD-15-20-G	15	150"	184"	41" x 110½"	20"	339
LAD-16-20-G	16	160"	194"	41" x 117"	20"	356
PERFORATED STEPS						
LAD-6-10-P	6	60"	94"	35" x 44½"	10"	135
LAD-7-10-P	7	70"	104"	35" x 50¾"	10"	150
LAD-8-10-P	8	80"	114"	35" x 57"	10"	167
LAD-9-10-P	9	90"	124"	35" x 63¼"	10"	182
LAD-10-10-P	10	100"	134"	35" x 69½"	10"	197
LAD-11-10-P	11	110"	144"	35" x 76"	10"	247
LAD-12-10-P	12	120"	154"	41" x 82"	10"	264
LAD-13-10-P	13	130"	164"	41" x 88"	10"	281
LAD-14-10-P	14	140"	174"	41" x 94½"	10"	298
LAD-15-10-P	15	150"	184"	41" x 100½"	10"	315
LAD-16-10-P	16	160"	194"	41" x 107"	10"	332
LAD-6-20-P	6	60"	94"	35" x 54½"	20"	169
LAD-7-20-P	7	70"	104"	35" x 60¾"	20"	185
LAD-8-20-P	8	80"	114"	35" x 67"	20"	201
LAD-9-20-P	9	90"	124"	35" x 73¼"	20"	217
LAD-10-20-P	10	100"	134"	35" x 79½"	20"	232
LAD-11-20-P	11	110"	144"	35" x 86"	20"	285
LAD-12-20-P	12	120"	154"	41" x 92"	20"	301
LAD-13-20-P	13	130"	164"	41" x 98"	20"	319
LAD-14-20-P	14	140"	174"	41" x 104½"	20"	336
LAD-15-20-P	15	150"	184"	41" x 110½"	20"	353
LAD-16-20-P	16	160"	194"	41" x 117"	20"	370


SIDEWAYS WHEEL OPTION, model LAD-SW



GRIP STRUT STEP




PERFORATED STEP



Pull handle backwards to prohibit access to ladder. Casters are lowered and unit becomes portable.




Push handle forward to gain access to ladder. Casters are raised from floor and unit becomes stationary.



Locking Grip Pads add stability and prevent the ladder from rolling.



Includes lockout feature to padlock ladder when not in use. Padlock not included.



Our exclusive two-piece design allows ladder to ship in half the space of other ladder brands. Unit is shrink wrapped before leaving factory.