

PROT300XLBET

Extra-Large Building Entrance 300-Pair Protector / Cross-Connect System

■ Outside Plant for Business-Critical Continuity

Key Features

- Terminates and protects up to 1800 copper pairs in only three square feet of floor space for high density applications.
- Protection for central office applications, building entrance, and distribution frames with multiple cabling options such as top or bottom entry, 25 or 50-ft. stubs, and 25 or 32-pair RJ21 connectors.
- Factory wired panels eliminate cabling errors, decrease installation time, and reduce project costs. Use of standard components reduces training time and user errors. The PROT300XLBET provides a system with minimum jumper runs and efficient use of space.
- Available in various cross-connect configurations: 110, BIX® and URLs.
- Cable stubs are dressed down the center of the frame for weight balance and safety.
- Hinged, split protector panel is designed for adding and rearranging stubs.
- Adjustable stub allows for up or down installation of stub.
- The patented Emerson silo protector block improves attenuation, cross talk and insulation resistance and conforms to Telcordia GR-2916.
- Uses industry standard termination blocks and 5-pin protector modules.
- Side guards prevent accidental removal of 5-pin protector modules.

Description

The PROT300XLBET is a 300-pair protector and cross-connect panel which provides protection, termination and cross-connection of copper pairs on opposite sides of a single 23-inch telco relay rack. It is designed for large pair count installations to provide termination and protection up to 1800 copper pairs in only three square feet of floor space. Industry standard 5-pin protector modules, 5-pin protector blocks, 110, BIX® or Emerson pair-at-a-time tool-less URLs termination blocks, and 7-foot frames have been incorporated in a craft-friendly design that scales from 300 to thousands of copper pairs.

This product is ideal for applications where future growth is expected, but initial installation size is minimized to control the cost. The minimum configuration is one 300-pair panel on a 23-inch steel rack and 5-pin protector modules to match the actual pair count. 300-pair panels are added as the pair count need increases. The innovative, hinged, split protector panel allows new cables to be dressed safely into existing panels. Unused rack space can be used for other equipment once growth stops.

Complete 1800-pair rack systems can be ordered for larger applications. These systems include the 7-foot rack, six of the 300-pair panels, 1800 of the 5-pin protector modules and horizontal troughs for managing jumper wires between racks. Rack systems may be mounted side by side to meet growing system requirements.

Telecommunications relay rack applications are easier and more versatile with the combined protection and cross-connect features of the PROT300XLBET.

The PROT300XLBET is the result of continuous design reviews with industry consultants, contractors, telecommunication engineers and end users.

Application

The PROT300XLBET is intended for building entrance termination, main distribution frame and building distribution frame applications where copper cable is terminated and protected in one compact 7-foot frame. Outside plant cable is usually terminated in a standard splice case where the cable enters the building. The stubs from the PROT300XLBET are spliced to the outside plant cable at the splice case by the installer. The stubs are factory prewired to the OSP side of the 5-pin protector blocks in the PROT300XLBET.





EMERSON[™]
Network Power

Enterprise : 9


PROT300XLBET Extra-Large Building Entrance 300-Pair Protector / Cross-Connect System

Key Features (cont.)

- 26 AWG fuse link cable section is provided.
- All interconnect wiring and stubs are 24 AWG for maximum performance and life.
- 6 AWG ground cable is provided.
- UL and NEBS™ Seismic Zone 4 compliant.
- Wire management brackets for vertical jumpers between panels are provided.
- Side lift handles further simplify rack mounting.
- Key hole mounting permits fast and easy panel installation.



PROT300XLBET
Protection Side



PROT300XLBET
110 Cross-Connect Side

Dimensions

Pair count	H	W	D	Estimated weight (lbs.)
300-pair (25-ft. stub)	11.5-in.	23-in.	18.8-in.	115
300-pair (50-ft. stub)	11.5-in.	23-in.	18.8-in.	155
1800-pair system (25-ft. stub)	84-in.	23-in.	18.8-in.	995
1800-pair system (50-ft. stub)	84-in.	23-in.	18.8-in.	1235

Ordering Information

Catalog number	Part number	Description
300-Pair Protector & Cross-Connect Panels with 110 IDC Termination Blocks		
PROT300XLBET251A	F1005404	Includes 25-ft. stub and 25-pair RJ21 connectors
PROT300XLBET251B	F1005405	Includes 25-ft. stub and 32-pair RJ21 connectors
PROT300XLBET501A	F1005406	Includes 50-ft. stub and 25-pair RJ21 connectors
PROT300XLBET501B	F1005407	Includes 50-ft. stub and 32-pair RJ21 connectors
300-Pair Protector & Cross-Connect Panels w/BIX® IDC Termination Blocks		
PROT300XLBET251C	F1005849	Includes 25-ft stub and 25-pair RJ21 connectors
PROT300XLBET251D	F1005948	Includes 25-ft stub and 32-pair RJ21 connectors
PROT300XLBET501C	F1005958	Includes 50-ft stub and 25-pair RJ21 connectors
PROT300XLBET501D	F1005959	Includes 50-ft stub and 25-pair RJ21 connectors
300-Pair Protector & Cross-Connect Panels w/URLS Pair-at-a-time Tool-less Termination Blocks		
PROT300XLBET251E	F1005960	Includes 25-ft stub and 25-pair RJ21 connectors
PROT300XLBET251F	F1005961	Includes 25-ft stub and 32-pair RJ21 connectors
PROT300XLBET501E	F1005962	Includes 50-ft stub and 25-pair RJ21 connectors
PROT300XLBET501F	F1005963	Includes 50-ft stub and 25-pair RJ21 connectors

Caution: All XLBET protector and cross-connect panels and 1,800-pair systems come supplied with 48-in. 26AWG fuse link cables which must be enclosed in a locally provided splice case or shroud.



PROT300XLBET


Extra-Large Building Entrance 300-Pair Protector / Cross-Connect System

Ordering Information

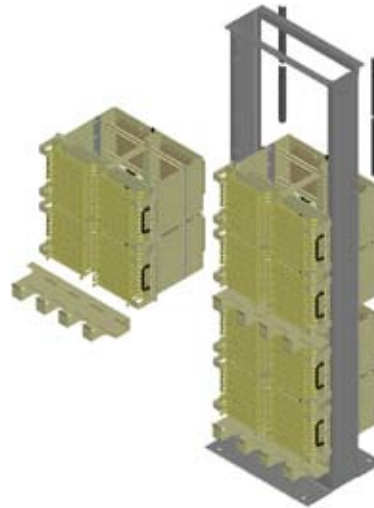
Catalog number	Part number	Description
1800-Pair Protector & Cross-Connect Frame Systems with 110 IDC Termination Blocks		
1800XLBET25SYST1A	F1005408	(1) RRACKXLBET relay rack; (6) PROT300XLBET251A 300-pair panels 1800 each R4CIEJZ gas protector modules w/ heat coils & test points; (3) 300PRTROUGH horizontal jumper troughs
1800XLBET25SYST1B	F1005409	(1) RRACKXLBET relay rack; (6) PROT300XLBET251B 300-pair panels 1800 each R4CIEJZ gas protector modules w/ heat coils & test points; (3) 300PRTROUGH horizontal jumper troughs
1800XLBET50SYST1A	F1005410	(1) RRACKXLBET relay rack; (6) PROT300XLBET501A 300-pair panels 1800 each R4CIEJZ gas protector modules w/ heat coils & test points; (3) 300PRTROUGH horizontal jumper troughs
1800XLBET50SYST1B	F1005411	(1) RRACKXLBET relay rack; (6) PROT300XLBET501B 300-pair panels 1800 each R4CIEJZ gas protector modules w/ heat coils & test points; (3) 300PRTROUGH horizontal jumper troughs
1800-Pair Protector & Cross-Connect Frame Systems with BIX® IDC Termination Blocks		
1800XLBET25SYST1C	F1005850	(1) RRACKXLBET relay rack; (6) PROT300XLBET251C 300-pair panels 1800 each R4CIEJZ gas protector modules w/ heat coils & test points; (3) 300PRTROUGH horizontal jumper troughs
1800XLBET25SYST1D	F1004896	(1) RRACKXLBET relay rack; (6) PROT300XLBET251D 300-pair panels 1800 each R4CIEJZ gas protector modules w/ heat coils & test points; (3) 300PRTROUGH horizontal jumper troughs
1800XLBET50SYST1C	F1005951	(1) RRACKXLBET relay rack; (6) PROT300XLBET501C 300-pair panels 1800 each R4CIEJZ gas protector modules w/ heat coils & test points; (3) 300PRTROUGH horizontal jumper troughs
1800XLBET50SYST1D	F1005952	(1) RRACKXLBET relay rack; (6) PROT300XLBET501D 300-pair panels 1800 each R4CIEJZ gas protector modules w/ heat coils & test points; (3) 300PRTROUGH horizontal jumper troughs
1800-Pair Protector & Cross-Connect Frame Systems with URLS Pair-at-a-time Tool-less IDC Termination Blocks		
1800XLBET25SYST1E	F1005953	(1) RRACKXLBET relay rack; (6) PROT300XLBET251E 300-pair panels 1800 each R4CIEJZ gas protector modules w/ heat coils & test points; (3) 300PRTROUGH horizontal jumper troughs
1800XLBET25SYST1F	F1005954	(1) RRACKXLBET relay rack; (6) PROT300XLBET251F 300-pair panels 1800 each R4CIEJZ gas protector modules w/ heat coils & test points; (3) 300PRTROUGH horizontal jumper troughs
1800XLBET50SYST1E	F1005955	(1) RRACKXLBET relay rack; (6) PROT300XLBET501E 300-pair panels 1800 each R4CIEJZ gas protector modules w/ heat coils & test points; (3) 300PRTROUGH horizontal jumper troughs
1800XLBET50SYST1F	F1005956	(1) RRACKXLBET relay rack; (6) PROT300XLBET501F 300-pair panels 1800 each R4CIEJZ gas protector modules w/ heat coils & test points; (3) 300PRTROUGH horizontal jumper troughs

Caution: All XLBET protector and cross-connect panels and 1,800-pair systems come supplied with 48-in. 26AWG fuse link cables which must be enclosed in a locally provided splice case or shroud.

PROT300XLBET Extra-Large Building Entrance 300-Pair Protector / Cross-Connect System



1800XLBET System
Protection Side



1800XLBET System
110 Cross-Connect Side

Accessories

Catalog Number	Part Number	Description
RRACXLBET	F1004898	Steel relay rack 7-ft. x 23-in. x 6-in. (H x W x D), 500 lbs., NEBS™ Zone 4 load rating: 1000 lbs. static load
R4C1EJZ	F013440	5-pin gas protector module with heat coils and front test points
300PRTROUGH	F1005412	23-in. horizontal wire management 4-in. x 23-in. x 2-in. (H x W x D)
FUSELINK	F1005740	100-pair connectorized (MS2 both ends) cable tie, 48-in. 26AWG

Emerson Network Power.

The global leader in enabling business-critical continuity.

- AC Power
- Embedded Power
- Precision Cooling
- Connectivity
- Monitoring
- Racks & Integrated Cabinets
- DC Power
- **Outside Plant**
- Services
- Embedded Computing
- Power Switching & Controls
- Surge Protection

Emerson Network Power Energy Systems

4350 Weaver Parkway, Warrenville, IL 60555
Toll Free: 800-800-1280 (USA and Canada)
Telephone: 440-246-6999 Fax: 440-246-4876
Web: EmersonNetworkPower.com/EnergySystems

© 2007 Emerson Network Power Energy Systems,
North America, Inc. All rights reserved.

The Emerson logo is a trademark and a service mark
of Emerson Electric Co. Emerson Network Power is a division
of Emerson Electric Co.

Printed in USA

