

RTC/FWH Rigid Tie™ Connectors

The RTC series secures two wood members to a vertical post forming a 90° corner. The RTC42 and RTC44 are heavy-duty structural connectors. Based on loads of 40 lbs. per sq. ft., a 10'x10' deck can be built using 2x8 joists and 4 RTC42s. See the table for post and joist sizes.

- RTB**—a bracket for intersecting 2x members.
- FWH**—4 way connectors for 2x members with bendable flanges.
- RTA**—connects two 2x wood members at a 90° angle.
- RTF**—connects two members in a “pass-through” application.
- RTR and RTU**—a 2x member crosses another.

MATERIAL: RTC44—14 gauge; RTA2—16 gauge; RTR and RTB—20 gauge; all others—18 gauge
FINISH: Galvanized. Some products available in stainless steel or ZMAX® coating; see Corrosion Information, page 10-11.

INSTALLATION:

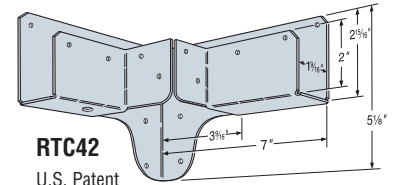
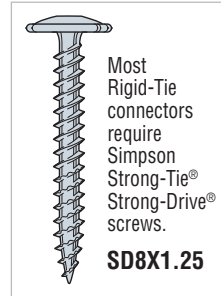
- Use all specified fasteners. See General Notes.
- Install vertical members first, then attach horizontal members for easier alignment.
- Seat wood member in bracket with a C-clamp before securing to aid positioning and prevent skewing.
- Always follow manufacturer’s instructions when using power tools and building equipment.

CODES: See page 12 for Code Reference Key Chart.

These products are available with additional corrosion protection. Additional products on this page may also be available with this option, check with Simpson Strong-Tie for details.

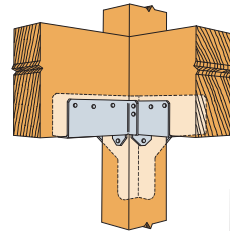
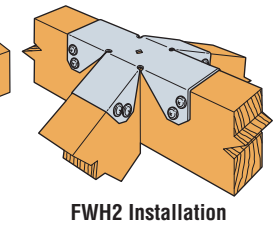
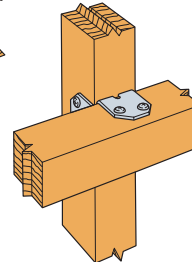
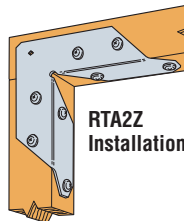
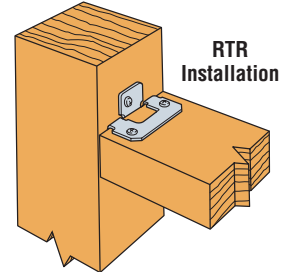
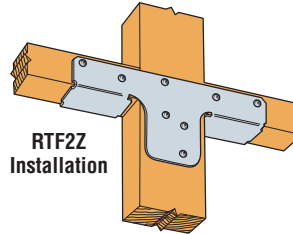
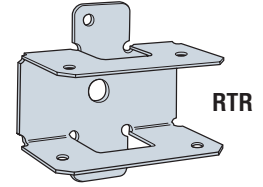
Model No.	Post Size	Joist Size	Fasteners (Total)		Allowable Downloads ¹		Code Ref.
			Post	Joist	Floor (100)	Roof (125)	
FWH2	2x	2x	8-SD8x1.25	8-SD8x1.25	N/A	N/A	180
RTA12	1x	1x	4-SD8x1.25	4-SD8x1.25	N/A	N/A	170
RTA2Z	2x	2x	4-SD8x1.25	4-SD8x1.25	N/A	N/A	
RTA4	4x	4x	7-SD8x1.25	5-SD8x1.25	N/A	N/A	
RTB22	2x	2x	4-SD8x1.25	4-SD8x1.25	N/A	N/A	
RTC22Z	2x	2x	5-SD8x1.25	6-SD8x1.25	N/A	N/A	118, F17
RTC24	2x4	2x	9-SD8x1.25	11-SD8x1.25	450	560	
RTC42	4x4	2x	14-SD8x1.25	8-SD8x1.25	650	810	
	4x4	2x	14-16d	8-10dx1½	1730	2160	
RTC44	4x4	4x	14-16d Sinks	15-16d Sinks	1580	1980	170
	4x4	4x	14-16d	15-16d	1875	2345	
RTF2Z	2x4	2x	4-SD8x1.25	8-SD8x1.25	N/A	N/A	170
RTT22	2x	2x	3-SD8x1.25	7-SD8x1.25	N/A	N/A	
RTR	2x	2x	2-SD8x1.25	4-SD8x1.25	N/A	N/A	
RTU2	2x	2x	2-SD8x1.25	4-SD8x1.25	N/A	N/A	

1. Allowable loads must be equally distributed on both joists.
2. Loads are for Doug Fir Larch.
3. **NAILS:** 16d = 0.162" dia. x 3½" long, 16d Sinker = 0.148" dia. x 3¼" long, 10dx1½ = 0.148" dia. x 1½" long. See page 16-17 for other nail sizes and information.

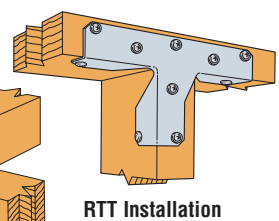
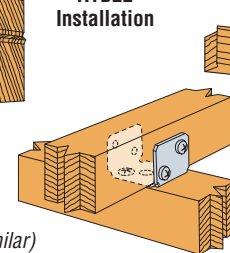


RTC42
U.S. Patent 5,399,044
(RTC22 similar, U.S. Patent 5,328,287;
RTC24 similar, U.S. Patent 5,259,685)

WARNING: Industry studies show that hardened fasteners can experience performance problems in wet and corrosive environments. Accordingly, use the SD8X1.25 screw in dry, interior, and non-corrosive environments only.



RTC44 Installation
(RTC24 and RTC42 similar)
U.S. Patent 5,372,448



J/JP Floor Beam Levelers

Jack piers and standard floor beam levelers offer unique leveling simplicity during and after construction.

MATERIAL: 12 gauge plates, ¾" threaded rod, 1 1/8" O.D. steel pipe
FINISH: None. Connectors installed in damp areas, or corrosive environments that are not exposed to rain or periodic washing, will deteriorate at a faster rate. Corrosion-resistant finishes and maintenance can improve the connector’s service life.

- INSTALLATION:**
- Use all specified fasteners. See General Notes.
 - Holes are provided for installation with 4-10dx1½" nails.
 - Do not use J/JPs for dynamic jacking of structures, such as houses.

CODES: See page 12 for Code Reference Key Chart.

Model No.	Dimensions		Allowable Bearing Loads (100)	Code Ref.
	H (inches) (Min–Max)	Threaded Rod Length		
JP44	2-4	4¾"	4440 ¹	IL14, L4
J57	5-7	4	4380	

1. Consider allowable loads for 4x4 post.
2. Loads may not be increased for short-term loading.
3. **NAILS:** 10dx1½ = 0.148" dia. x 1½" long. See page 16-17 for other nail sizes and information.

