



CADRE Executive Ceiling Coffers/
CADRE Suspension System

Features and Benefits

- Classic, modern coffered architecture provides complete accessibility to above-ceiling utilities.
- 2' x 2', 2' x 4', and 4' x 4' lay-in panels for use with standard DOWN® brand DX®/DXL™ suspension systems.
- Pre-cut openings for hardware available or openings can be field-cut on site.
- Custom colors available.

Applications

- Financial institutions
- Office conferencing areas
- Ornate public spaces


Call 888.874.2450 for samples



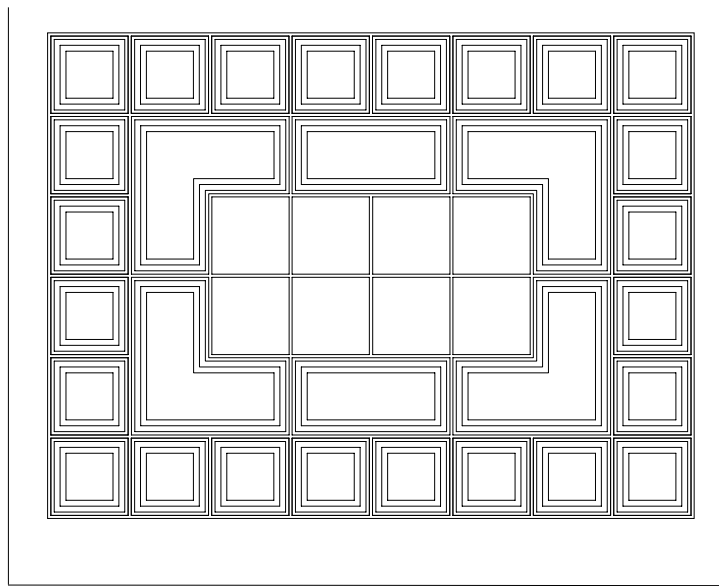
White



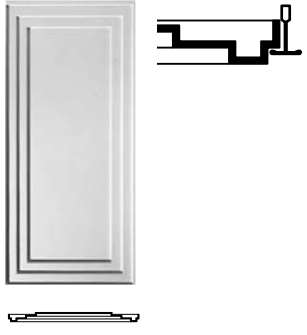
| | |
|------------------------------|---|
| Product Information | |
| Materials | Module Size |
| Fiber-reinforced cast gypsum | Full modules only. Only field panels may be field-cut and trimmed. |

| Executive Panels | Panel Size | Item Number | Edge | Surface | Color | Panel Designs |
|------------------|------------|-------------|-------|---------|--------|---|
| | Corner | 4' x 4' | CD210 | SL | Smooth | |
| Border | 2' x 4' | CD211 | SL | Smooth | White |  |
| Executive | 2' x 2' | CD680 | SL | Smooth | White | |
| Field Pattern | 2' x 2' | CD212 | SL | Smooth | White | |
| Executive Dome | 4' x 4' | CD209 | SL | Smooth | White | |

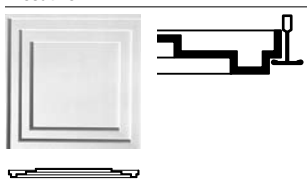
Example Layout




Border



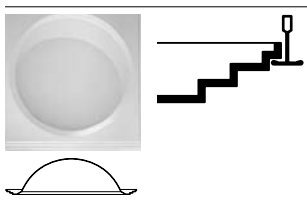
Executive



Field Pattern



Executive Dome*



For More Information

Product literature
Data sheet: IC305

Online tools
usgdesignstudio.com

ASTM E84 Surface burning characteristics
Class A
Flame spread: 0
Smoke developed: 5

UPITT protocol
Non-toxic, all-gypsum composition meets New York City's stringent MEA standards.

Recycled content
Contact Technical Service at 800.USG.4YOU.

* Overall dome height is 11".