





Sheetrock® Wall and Ceiling Texture

Tuf-TEX®



Diverse light-texture finishes with good durability

- For interior wall and ceiling surfaces
- Conceals minor defects
- Unaggregated formulation
- Spray, brush or roller application

Fine Orange Peel	Stipple
	
Spatter	Spatter/Knockdown
	

Description

SHEETROCK® brand TUF-TEX® wall and ceiling texture is an unaggregated texture coating designed for application over most properly prepared interior surfaces. Produces a variety of texture patterns from bold spatter/knockdown to light orange peel. Dries to a hard, white finish. Helps conceal minor substrate defects. Not intended as a final coating—should be overpainted when dry. Not washable unpainted. TUF-TEX wall and ceiling texture mixes easily in cold water with only simple mixing equipment needed. This low-cost application is designed for machine or hand application.

Limitations

1. Application below grade or in high-humidity areas is not recommended.
2. Heavy water-based textures may result in sagging of gypsum board ceilings under these conditions: high humidity, improper ventilation, and/or board application to framing, and insufficient board thickness for span between supports. When using water-based textures, refer to the following table:

Board Thickness		Application Method (Long edge relative to frame)	Maximum Frame Spacing O. C.	
inch	mm		inches	mm
3/8	9.5	Not recommended	—	—
1/2	12.7	Perpendicular only	16*	406
5/8	15.9	Perpendicular only	24	610

Note: Double layer laminated. 3/4" or greater total thickness—24" o.c.

*If 1/2" SHEETROCK® interior gypsum ceiling board is specified, maximum frame spacing is 24" o.c.

Installation

Surface Preparation

Substrate must be sound, dry, clean, and free of oil, grease, mildew, efflorescence, and other foreign materials and/or contaminants. Product, air, and surface temperatures must be maintained at a minimum of 55 °F (13 °C) throughout the finishing process when using joint compound, primer, and texture products.

New Drywall Treat joints and nailheads with an appropriate USG joint treatment system.

New Concrete/Plaster Age at least 60 days before texturing. Remove form oils and efflorescence and grind down form lines. Fill cracks and holes, and level concrete surfaces with SHEETROCK® DURABOND® setting-type or EASY SAND™ lightweight setting-type joint compound or COVER COAT® compound and let dry.

Substrate Priming	Application of a prime coat is necessary to equalize surface porosity. After prepared surfaces have thoroughly dried, apply a prime coat of SHEETROCK® First Coat flat latex paint or a good quality interior latex flat wall paint with high solids content. Prime coat should be applied undiluted and allowed to dry before decorating.
Mixing	Use a clean mixing vessel equipped with a variable speed power agitator. Depending on desired texture pattern, start with up to 3.75 gal. (14.195 L) water per 50 lb. (22.68 kg) bag. Using drinkable water and clean mixing equipment, slowly add dry powder texture to the water in a mixing vessel and mix to a heavy but lump-free consistency. Allow to soak for at least 15 minutes—longer in cold water. Remix until mixture has a wet, smooth and creamy appearance. Adjust to desired spray consistency by adding small amounts of water to the wet mix (up to 3/4 gal. additional water for bold patterns, or up to 1.8 gal. additional water for light patterns). Total water should not exceed 4.6 gal. (17.413 L) per 50 lb. (22.68 kg) bag. DO NOT overthin, as poor adhesion, lack of hide or texture variation may result. If additional hardness and bond are desired, add up to 1 gal. of SHEETROCK First Coat. (Note: Substitute volume of additives for equal volume of mixing water.) DO NOT intermix with any materials other than those recommended by USG.
Application	Using professional equipment, apply by machine or hand to create the desired effect. Application rates will vary depending on the texture pattern of choice. Generally, the application rate will vary from 20 ft. ² /lb. (4.1 m ² /kg) for bold patterns to 40 ft. ² /lb. (8.2 m ² /kg) for fine patterns. Maintain 55 °F (13 °C) minimum air and surface temperature during application and until surface is dry. Avoid drafts while applying product, but provide ventilation after application to aid drying. DO NOT use unvented gas or oil heaters. May be painted after overnight drying. Unpainted surface is NOT washable or scrubbable.

Product Data	<p>Color Soft-tone white. Should be overpainted. Not washable or scrubbable unpainted.</p> <p>Dilution (water) 4.68–6 gal. per 50 lb. bag.</p> <p>Density (dry bulk) 43.0–48.0 lb. per ft.³ (689-769 kg per m³).</p> <p>pH 7–9.</p> <p>Tinting Not recommended. Should be overpainted.</p> <p>Drying Time At 72 °F, 50% relative humidity, dries to the touch in 1-2 hours. Let dry at least 24 hours before overpainting.</p> <p>Coverage Will vary. Generally, the application rate is approx. up to 20 ft.²/lb. for bold patterns, up to 40 ft.²/lb. for fine patterns.</p> <p>Storage Close opened bags as tightly as possible and store in a dry place.</p> <p>Shelf Life 6-12 mos. under protected storage conditions.</p> <p>Packaging 50 lb. (22.68 kg) bags.</p>
---------------------	---

Submittal Approvals	Job Name	
	Contractor	Date

<p>Product Information See usg.com for the most up-to-date product information.</p> <p>Warning Dust or mist may cause irritation to eyes, skin, nose, throat and upper respiratory tract. Avoid irritation by reducing exposure to dust and mist. Use in a well-ventilated area or provide sufficient local ventilation. If dusty or misty, wear a NIOSH/MSHA-approved dust or mist respirator. Wear</p>	<p>eye protection. If eye contact occurs, flush thoroughly with water for 15 minutes. If irritation persists, call physician. Wash with soap and water after use. Do not ingest. If ingested, call physician. Prolonged and repeated breathing of respirable mica dust may cause lung disease (pneumoconiosis). Product safety information: (800) 507-8899 or usg.com. KEEP OUT OF REACH OF CHILDREN.</p>	<p>Trademarks The following trademarks used herein are owned by United States Gypsum Company or a related company: COVER COAT, DURABOND, EASY SAND, SHEETROCK, TUF-TEX, USG.</p> <p>Note Products described here may not be available in all geographic markets. Consult your U.S. Gypsum Company sales office or representative for information.</p>	<p>Notice We shall not be liable for incidental and consequential damages, directly or indirectly sustained, nor for any loss caused by application of these goods not in accordance with current printed instructions or for other than the intended use. Our liability is expressly limited to replacement of defective goods. Any claim shall be deemed waived unless made in writing to us within thirty</p>	<p>(30) days from date it was or reasonably should have been discovered.</p> <p>Safety First! Follow good safety and industrial hygiene practices during handling and installation of products and systems. Take necessary precautions and wear the appropriate personal protective equipment as needed. Read material safety data sheets and related literature on products before specification and/or installation.</p>
--	---	---	---	---

