

ANCHORING SYSTEMS *Sill Plate Anchor Solutions*

Simpson Strong-Tie Anchor Systems® offers several post-installed solutions for sill plate anchorage to concrete or concrete block foundations. Often times these products are used in retrofit applications or when cast-in-place anchors are omitted or mislocated. Some products are available in galvanized and stainless steel versions to address most preservative-treated wood applications.

For complete information on product performance, installation requirements and appropriate code listings for Simpson Strong-Tie Anchor Systems products please refer to the *Anchoring and Fastening Systems for Concrete and Masonry* catalog (form C-SAS) or visit www.simpsonanchors.com.

For Corrosion Information, refer to Simpson Strong-Tie *Anchoring and Fastening Systems for Concrete and Masonry* catalog (C-SAS).

EXTERIOR/INTERIOR SILL PLATE ANCHORAGE SOLUTIONS

The Titen HD® anchor and RFB Retrofit Bolt with Simpson Strong-Tie® adhesive may be used for sill plate applications. Use bearing plates as required by Code. Refer to the appropriate Code report or use Simpson Strong-Tie ACI 318 Anchor Designer™ software for anchor design information.



Titen HD®



RFB



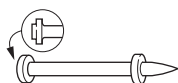
INTERIOR (ONLY) SILL PLATE ANCHORAGE SOLUTIONS

Simpson Strong-Tie Anchor Systems offers a full line of powder actuated tools, fasteners and powder loads for fastening to concrete and steel. Powder actuated pins are often used to fasten the sill plate to concrete slabs.

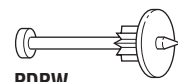
For complete information on product performance, installation requirements and appropriate code listings for Simpson Strong-Tie Anchor Systems products please refer to the *Anchoring and Fastening Systems for Concrete and Masonry* catalog (form C-SAS) or visit www.simpsonanchors.com.

These products are available with additional corrosion protection.

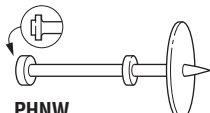
Catalog Number	Overall Length (in.)	Head Diameter (in.)	Shank Diameter (in.)	Maximum Spacing (in.)	
				Interior Braced Walls ³	Interior Walls ²
PDPW-300	3	5/16	0.145	12	24
PDPWL-300	3	5/16	0.145	12	24
PHN-72	2 7/8	5/16	0.145	18	36
PHNW-72	2 7/8	5/16	0.145	18	36



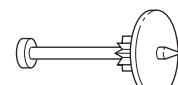
PHN



PDPW



PHNW



PDPWL

(PDPWL available in galvanized coating for preservative-treated wood applications)

- Spacings are based upon the attachment of 2-inch (nominal thickness) wood sill plates, with specific gravity of 0.50 or greater, to concrete floor slabs or footings. For species of wood with specific gravity of 0.42 to 0.49, multiply required spacing of fasteners for shear walls by 0.81. For species of wood with specific gravity of 0.31 to 0.41, multiply the required spacing of fasteners for shear walls by 0.65.
- All walls shall have fasteners placed at 6 inches from ends of sill plates, with maximum spacing as shown in the table.
- Fasteners indicated shall have two pins placed 6 inches and 10 inches, respectively, from each end of sill plates, with maximum spacing as shown in the table.
- All fasteners must be installed with a minimum 3/4-inch-diameter, No. 16 gauge (0.0598 inch) steel washer.
- Fasteners shall not be driven until the concrete has reached a compressive strength of 2,000 psi. Minimum edge distance is 1 3/4 inches.
- The fasteners shall not be used for the attachment of shear walls having a unit shear in excess of 100 pounds per foot. Spacings shown are independent of the number of building stories.