

LUS/MUS/HUS/HHUS/HGUS/HUSC Double Shear Joist Hangers



This product is preferable to similar connectors because of
a) easier installation, b) higher loads, c) lower installed cost,
or a combination of these features.

All hangers in this series have double shear nailing – an innovation that distributes the load through two points on each joist nail for greater strength. This allows for fewer nails, faster installation, and the use of all common nails for the same connection.

Double shear hangers range from the light capacity LUS hangers to the highest capacity HGUS hangers. For medium load truss applications, the MUS offers a lower cost alternative and easier installation than the HUS or THA hangers, while providing greater load capacity and bearing than the LUS.

MATERIAL: See tables below and on page 119

FINISH: Galvanized. Some products available in stainless steel or ZMAX® coating; see Corrosion Information, page 10-11.

INSTALLATION • Use all specified fasteners. See General Notes.

- Nails must be driven at an angle through the joist or truss into the header to achieve the table loads.
- Not designed for welded or nailer applications.

OPTIONS: • LUS and MUS hangers cannot be modified.

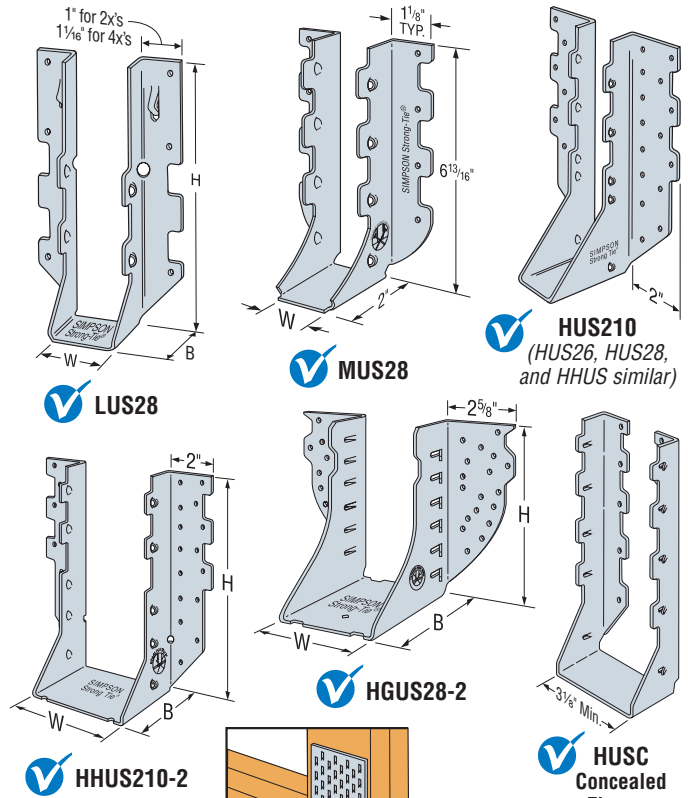
- HUS hangers available with the header flanges turned in for 2-2x (3½") and 4x only, with no load reduction. See HUSC Concealed Flange illustration.
- Concealed flanges are not available for HGUS and HHUS.
- See Hanger Options, pages 181-183, for sloped and/or skewed HHUS models.
- Other sizes available; consult your Simpson Strong-Tie representative.

CODES: See page 12 for Code Reference Key Chart.

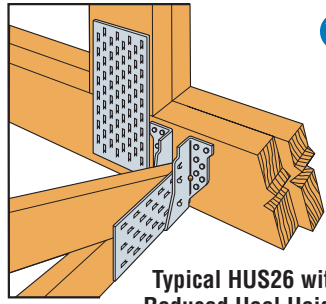
These products are available with additional corrosion protection. Additional products on this page may also be available with this option, check with Simpson Strong-Tie for details.

Model No.	Min. Heel Height	Ga	Dimensions			Fasteners	
			W	H	B	Carrying Member	Carried Member
SINGLE 2x SIZES							
LUS24	2½"	18	1¾"	3½"	1¾"	4-10d	2-10d
LUS26	4"	18	1¾"	4¾"	1¾"	4-10d	4-10d
MUS26	4½"	18	1¾"	5½"	2"	6-10d	6-10d
HUS26	4¾"	16	1½"	5¾"	3"	14-16d	6-16d
HGUS26	4¾"	12	1½"	5¾"	5"	20-16d	8-16d
LUS28	4¾"	18	1¾"	6½"	1¾"	6-10d	4-10d
MUS28	6½"	18	1¾"	6¾"	2"	8-10d	8-10d
HUS28	6½"	16	1½"	7"	3"	22-16d	8-16d
HGUS28	6½"	12	1½"	7½"	5"	36-16d	12-16d
LUS210	4"	18	1¾"	7¾"	1¾"	8-10d	4-10d
HUS210	8¾"	16	1½"	9"	3"	30-16d	10-16d

1. See table on page 119 for allowable loads.



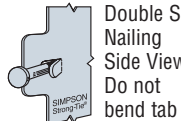
(Truss Designer to provide fastener quantity for connecting multiple members together)



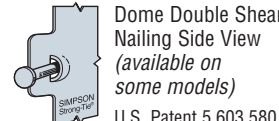
Typical HUS26 with Reduced Heel Height



Double Shear Nailing Top View



Double Shear Nailing Side View Do not bend tab



Dome Double Shear Nailing Side View (available on some models)
U.S. Patent 5,603,580

REDUCED HEEL HEIGHT ALLOWABLE LOADS - DF/SP (See illustration above)

Model No.	Reduced Heel Height	No. of Carrying Member Plys	Joist Nails	Face Nails	Uplift (160)	2x6 Carrying Member				2x8 Carrying Member			
						Floor (100)	Snow (115)	Roof (125)	Wind (160)	Floor (100)	Snow (115)	Roof (125)	Wind (160)
						LUS26	3¾"	1	3-10d	4-10d	875	700	805
		2	3-10d	4-10d	875	775	890	970	1235	775	890	970	1235
MUS26	3½"	1	4-10d	6-10d	725	1000	1150	1250	1390	1000	1150	1250	1390
		2	4-10d	6-10d	725	1110	1280	1390	1420	1110	1280	1390	1420
HUS26	3½"	1	4-10d	14-10d	865	1760	1950	1950	1950	1500	1725	1880	1950
		2	4-10d	14-10d	865	1950	1950	1950	1950	1950	1950	1950	1950
		2	4-16d	14-16d	1035	2425	2695	2695	2695	2425	2695	2695	2695
HGUS26	3¾"	2	6-10d	20-10d	1510	2350	2350	2350	2350	2350	2350	2350	2350
		2	6-16d	20-16d	1745	2830	2830	2830	2830	2830	2830	2830	2830
LUS28	4"	1	3-10d	6-10d	875	700	805	875	1000	900	1035	1125	1245
		2	3-10d	6-10d	875	775	890	970	1235	1010	1160	1260	1480
MUS28	3½"	1	4-10d	8-10d	775	1000	1150	1250	1390	1200	1300	1300	1300
		2	4-10d	8-10d	775	1110	1280	1390	1420	1345	1550	1685	1690
HUS28	3½"	1	4-10d	22-10d	835	1760	1950	1950	1950	1980	1980	1980	1980
		2	4-16d	22-16d	1000	1980	2155	2155	2155	2810	2980	2980	2980
		2	4-10d	22-10d	835	1950	1950	1950	1950	2475	2475	2475	2475
		2	4-16d	22-16d	1000	2425	2695	2695	2695	3210	3270	3310	3450
HGUS28	3¾"	2	6-10d	36-10d	1395	2350	2350	2350	2350	3105	3105	3105	3105
		2	6-16d	36-16d	1510	2830	2830	2830	2830	3740	3740	3740	3740

1. Allowable loads shown consider ANSI/TPI 1-2007 member design criteria.
2. For allowable loads on 2x10 girder bottom chords, multiple ply hangers and on SPF/HF header wood species, refer to technical bulletin T-REDHEEL (see page 191 for details).
3. HGUS, HHUS and HGUQ hangers installed with the joist fastener quantities shown above are recommended for installation on minimum 2-ply 2x girder bottom chords. See technical bulletin T-REDHEEL for HHUS and HGUQ allowable loads (see page 191 for details).
4. Allowable loads are based on the lowest joist fastener holes filled. For the LUS, fill the two lowest joist fasteners holes on the right side of the hanger and the single lowest joist fastener hole on the left side of the hanger.
5. Wind (160) is a download rating.
6. **NAILS:** 16d = 0.162" dia. x 3½" long, 16dx2½ = 0.162" dia. x 2½" long, 10d = 0.148" dia. x 3" long, 10dx1½ = 0.148" dia. x 1½" long. See page 16-17 for other nail sizes and information.