

USG™ Drywall Suspension System – Wall-to-Wall



USG Wall-to-Wall Drywall Suspension System/
SHEETROCK Gypsum Panels

LEED Credits

Recycled Content: 25%

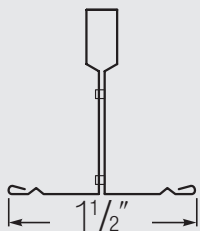
MR				EQ		
Waste Reduction	Recycled Content	Regional Materials ¹	Rapidly Renewable Materials	Low-Emitting Materials	Daylight and Views	Acoustical Performance
●	●	●				

Features and Benefits

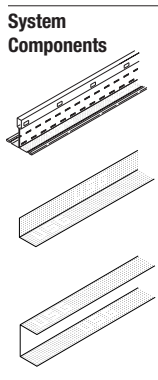
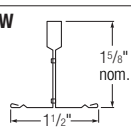
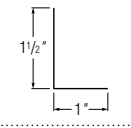
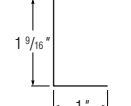
- Simplifies design and construction for corridors and small rooms.
- Eliminates hanger wires and cross tees for unsupported spans up to 8' with 1/2" drywall and 7' -6" with 5/8" drywall.
- Lowest installed cost system for corridors and small rooms.
- Pre-engineered components allow easy transition between ceiling types and elevations.
- Hot dipped galvanized system suitable for interior and exterior applications.
- Standard and custom lengths available.
- Manufactured in accordance with ASTM C645.

Applications

- Condominiums & Apartments
- Healthcare
- Education
- Hotels
- Dormitories
- Office



Profile

System Components	Length	Height	Face Width	Item No.	Class	Load Test Data ²						
						Simple Span L/240 Uniform Load (lbs./LF)						
						4'	5'	6'	7'	7'-6"	8'	
	 Straight DGW Tee	6', 8', 10', 12', 14', Custom	1.617"	1-1/2"	DGW26s	Class A	29.84	15.28	8.84	5.57	4.53	3.73
	 Moldings ³	12'	1-1/2"	1"	DGWM24	—	—	—	—	—	—	—
	 	12'	1-9/16"	1"	DGCM25	—	—	—	—	—	—	—

Accessory

DGSC180 Splice Clip



* See AC3152 for additional main tee splice options.

Membrane Loads

Span	O.C. Spacing (in.)	Maximum Load (lbs./SF)
2'	16	179.04
	24	119.36
4'	16	22.38
	24	14.92
5'	16	11.46
	24	7.64
6'	16	6.63
	24	4.42
7'	16	4.18
	24	2.78
7'-6"	16	3.40
	24	2.26
8'	16	2.80
	24	1.86
	24	*14.92
10'	16	*11.46
	24	*7.64
12'	16	*6.63
	24	*4.42
***16'	16	*2.8
	24	*1.86
	24	**4.42

Notes:

- *Vertical support at mid-span
- **Two vertical supports at 1/3 point
- ***Spans greater than 14' require Main-tee splice, refer to the AC3152 for splice details

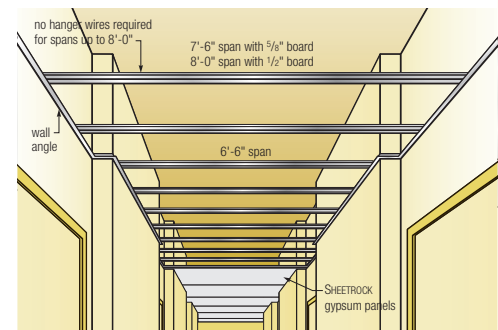
Vertical Support

Tee Spacing	Drywall	Span	Support Requirement
16' o.c.	1/2"	up to 8'	None
		***8' 1"-16'	Mid-span
		***16' 1"-24'	Two supports at 1/3 points
16' o.c.	5/8"	up to 7'-6"	None
		***7'-7" to 15'	Mid-span
		***15'-1" to 22'-6"	Two supports at 1/3 points
24' o.c.	5/8"	up to 6'-6"	None
		6'-7" to 13'	Mid-span
		***13'-1" to 19'-6"	Two supports at 1/3 points

Notes:

- ***Spans greater than 14' require Main-tee splice, use DGSC180 splice clip or alternative splicing options described in system brochure – AC3152

See Load Tables For Span Data



Physical Data/ Footnotes

Product literature

System brochure: AC3152
Data sheet: AC3230

Finishes

Galvanized.

Material

Double-web tee, hot-dipped, galvanized steel.

Recycled content

25%.

Installation

Must be installed in compliance with ASTM C754 and standard industry practices.

Footnotes

1. Dependent on location; contact your USG representative.
2. Load test data shows uniform load in lbs./LF based on simple span tests in accordance with ASTM deflection limit on L/240.
3. Attachment to wall structure is critical.



Manufactured by USG Interiors, Inc.
550 West Adams Street
Chicago, IL 60661

The following are trademarks of USG Interiors, Inc. or a related company: SHEETROCK, USG.

Safety First! Follow good safety/industrial hygiene practices during installation. Wear appropriate personal protective equipment. Read MSDS and literature before specification and installation.

AC3230/rev. 9-08
© 2008, USG Interiors, Inc.
Printed in U.S.A.