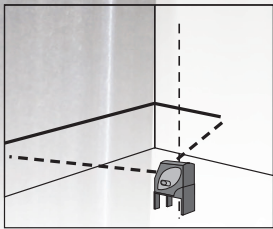


TWO LASERS IN ONE!

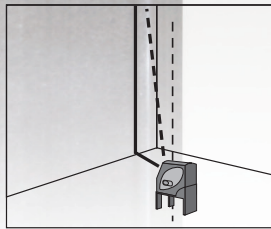

RL2+

WHY BUY 2 LASERS WHEN 1 WILL DO?

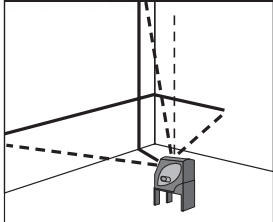
Ramset introduces the first CrossPlumb® laser to the market. The self-leveling RL2+ combines **CROSS** beams and **PLUMB** lines in one compact, durable package. Ask your distributor for the versatile CrossPlumb RL2+ laser today!



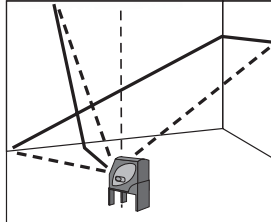
Level Line Mode (auto level)



Plumb Line Mode (auto level)



Cross Line Mode (auto level)



Cross Line Mode (locked line)

Features and Benefits

- Cross line and plumb points all in one easy to use laser
- Locking mechanism (pendulum lock) increases the durability and preserves calibration
- Locked line mode allows for more complicated layouts; i.e., sloped areas, tile patterns
- Audible out-of-level alert
- Rugged rubber housing protects precision laser components
- Built in 1/4-20 thread for tripod

Applications

WALLS & CEILINGS

- Drywall track layout
- Soffits
- Suspended ceilings
- Trim, windows and door frames

ELECTRICAL

- Outlets
- Plumb points for coring and positioning lighting
- Leveling of cable tray and trapeze/rack

PRODUCT SPECIFICATIONS:

- Recommended use:** Up to 100 ft. indoors and up to 165 ft. outdoors with optional detector
- Accuracy:** ± 1/8" at 30 ft.
- Self-leveling range:** ± 5°
- Cross line:** 130° horizontal and 140° vertical fan angles
- Plumb beam:** For floor-to-ceiling transfer
- Manual mode:** Lock line to match any angle between two points
- Pulse mode:** For use with optional detector
- Power:** 3 AA batteries
- Battery life:** 25 hrs. 1-beam operation; 12 hrs. with 2 beams
- Working temperature:** 14° to 122° F (-10° to +50°C)
- Tripod mount:** 1/4" x 20 camera tripod
- Size:** 4 1/2" x 2 1/4" x 3 7/8"
- Weight:** 1 lb.



Revolutionary Universal Stand

(PATENT PENDING)

The stand is a tool unto itself that helps make the RL2+ the most versatile laser on the market today.

- Integrated laser stand works on studs and floor (patent pending)
- Magnetic: Powerful magnets easily secures to steel stud, even 25 gauge dimpled stud
- Steps over 2" deep-leg track so you can position the laser where you need it
- Stand height provides easy visual access to chalk lines or plumb point

