



Camera System

The On-Q camera system, now available in the new Studio style, enables homeowners to view their camera images via a convenient LCD console or on any TV. Each system can handle up to four weather-resistant cameras, and allows Internet monitoring when combined with an IP Video Server.





System Features and Benefits

- Up to four cameras per system
- Up to four LCDs or Video Displays per system
- Efficient Cat 5 installation
- Elegant, inconspicuous design
- Color cameras optimized for low light conditions
- Indoor or outdoor installations

COLORS

Camera



Brown
BR



Light
Almond
LA



White
WH

LCD Display



Gloss
Black
GB



Light
Almond
LA



Titanium
TI



White
WH

RELATED PRODUCTS



HA5000-XX
Studio LCD Console



HA5201-XX
TV Display Interface

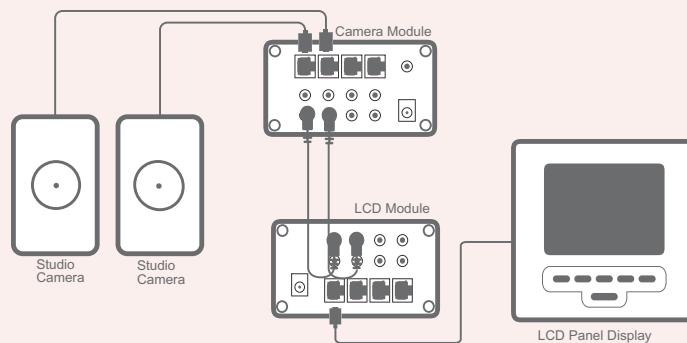


CM5002-XX
Ball Camera



CM5451-WH
Camera and LCD Kit

WIRING DIAGRAM



INSTALLATION AT-A-GLANCE CAMERA SYSTEM

1. Install the camera module and the LCD module in the On-Q enclosure.
2. Run a single Cat 5 cable from the camera module to each camera location.
3. Install the cameras in standard single gang boxes throughout the house, either in the wall or in the ceiling.
4. Run a Cat 5 cable from the LCD module to the location of the LCD console, installed in a standard triple gang box.
5. Connect a patch cable from the LCD module to the camera module.



CAMERA KITS

PRODUCT	PART #	DESCRIPTION						
<p>Ball Camera Kit</p> 	<p>CM7646</p>	<p>Featuring two ball cameras, this kit delivers a crisp video image over Cat 5 cable. The color cameras are optimized for low light conditions and are weatherproof, enabling outdoor installations. Each camera, available in the new Studio design, ships with both in-wall and in-ceiling mounting plates.</p> <p>Kit contains: 2 Ball Cameras 1 Camera Module 1 Modulator 1 Patch Cable 2 Power Supplies</p> <p>Requires part number CM1026 for audio use.</p>						
PRODUCT	PART #	DESCRIPTION						
<p>Category 5 Color Camera Kit</p> 	<p>CM7644</p>	<p>Give your homeowners peace of mind with this all-in-one camera kit. Featuring two color bullet cameras, the kit uses standard Cat 5 wire to deliver a crisp video image, audio, and power back to the wiring panel. Included cameras are weatherproof and good for indoor or outdoor applications.</p> <p>Kit Contains:</p> <table border="0"> <tr> <td>1 Camera Module</td> <td>1 Modulator</td> </tr> <tr> <td>2 Color Cameras</td> <td>2 Power Supplies</td> </tr> <tr> <td>1 Patch Cable</td> <td></td> </tr> </table> <p>Requires part number F7642 for audio use.</p>	1 Camera Module	1 Modulator	2 Color Cameras	2 Power Supplies	1 Patch Cable	
1 Camera Module	1 Modulator							
2 Color Cameras	2 Power Supplies							
1 Patch Cable								
PRODUCT	PART #	DESCRIPTION						
<p>Category 5 Black and White Camera Kit</p> 	<p>CM7645</p>	<p>This black and white camera kit features the same capabilities as the color camera kit, but in a more affordable package. Based on Cat 5 cabling, installation is cost effective and simple. Included cameras are weatherproof and good for indoor or outdoor applications.</p> <p>Kit Contains:</p> <table border="0"> <tr> <td>1 Camera Module</td> <td>1 Modulator</td> </tr> <tr> <td>2 Black & White Cameras</td> <td>1 Patch Cable</td> </tr> <tr> <td>2 Power Supplies</td> <td></td> </tr> </table> <p>Requires part number F7642 for audio use.</p>	1 Camera Module	1 Modulator	2 Black & White Cameras	1 Patch Cable	2 Power Supplies	
1 Camera Module	1 Modulator							
2 Black & White Cameras	1 Patch Cable							
2 Power Supplies								



CAMERA KITS

PRODUCT	PART #	DESCRIPTION						
<p>Ball Camera and LCD Kit</p> 	CM5451-WH	<p>Perfect for monitoring the front door, this kit includes one ball camera and one LCD console. Outfitted in the new Studio style, the LCD features a 7" high-resolution screen and can display up to four video inputs. The weatherproof camera includes auto day/night capabilities, delivering crisp color video by day and black and white video by night.</p> <p>Kit Contains: 1 Ball Camera 1 LCD Console 1 Camera Module 1 LCD Module 1 Patch Cable 2 Power Supplies</p> <p>Requires part number CM1026 for audio use.</p>						
<p>Front Door Camera/LCD Kit</p>  <p>1 Camera</p>	CM5406-WH	<p>With this front door camera kit, homeowners can monitor who's at the door without leaving their family room. Complete with a weatherproof bullet camera and an LCD display, this camera kit is the perfect solution for smaller installations.</p> <p>Kit Contains:</p> <table border="0"> <tr> <td>1 Camera Module</td> <td>1 Patch Cable</td> </tr> <tr> <td>1 Black & White Camera</td> <td>1 LCD Module</td> </tr> <tr> <td>1 LCD Console</td> <td>2 Power Supplies</td> </tr> </table> <p>Requires part number F7642 for audio use.</p>	1 Camera Module	1 Patch Cable	1 Black & White Camera	1 LCD Module	1 LCD Console	2 Power Supplies
1 Camera Module	1 Patch Cable							
1 Black & White Camera	1 LCD Module							
1 LCD Console	2 Power Supplies							
<p>Front and Back Door Camera/LCD Kit</p>  <p>2 Cameras</p>	CM5405-WH	<p>Monitor the patio and the front door with this two-camera kit. Based on Cat 5 wiring, the included cameras and LCD monitors are easy to install and easy to use. Camera images are viewable over the Internet or on a monitor at any time with additional equipment.</p> <p>Kit Contains:</p> <table border="0"> <tr> <td>1 Camera Module</td> <td>1 Patch Cable</td> </tr> <tr> <td>2 Black & White Camera</td> <td>1 LCD Module</td> </tr> <tr> <td>2 LCD Consoles</td> <td>2 Power Supplies</td> </tr> </table> <p>Requires part number F7642 for audio use.</p>	1 Camera Module	1 Patch Cable	2 Black & White Camera	1 LCD Module	2 LCD Consoles	2 Power Supplies
1 Camera Module	1 Patch Cable							
2 Black & White Camera	1 LCD Module							
2 LCD Consoles	2 Power Supplies							
<p>Whole House Camera/LCD Kit</p>  <p>4 Cameras</p>	CM5404-WH	<p>Make camera installation easy with this all-in-one kit that includes enough cameras and LCD displays to monitor the whole house. And, because the cameras are weatherproof, homeowners can monitor the patio too.</p> <p>Kit Contains:</p> <table border="0"> <tr> <td>1 Camera Module</td> <td>1 Patch Cable</td> </tr> <tr> <td>4 Black & White Camera</td> <td>1 LCD Module</td> </tr> <tr> <td>2 LCD Consoles</td> <td>2 Power Supplies</td> </tr> </table> <p>Requires part number F7642 for audio use.</p>	1 Camera Module	1 Patch Cable	4 Black & White Camera	1 LCD Module	2 LCD Consoles	2 Power Supplies
1 Camera Module	1 Patch Cable							
4 Black & White Camera	1 LCD Module							
2 LCD Consoles	2 Power Supplies							

COLOR OPTIONS



White
WH



CAMERAS




PRODUCT	PART #	DESCRIPTION	DIMENSIONS
Ball Camera 	CM5002-BR CM5002-LA CM5002-WH	Available in the new Studio style, the ball camera is an inconspicuous way to monitor a nursery, patio, or front door. Although it delivers crisp color video, it's also optimized for low light conditions to enable the best possible picture in all situations. The camera mounts in a standard single gang box and features a convenient RJ45 connection. It ships with studio style plates for both in-wall and in-ceiling installation and is easily installed via Cat 5 wiring.	5" H x 3" W (In-Wall) 6" dia (In-Ceiling)
Color Bullet Camera 	F2299	This color camera installs easily over Cat 5 wiring and can be viewed from any monitor in the home or over the Internet with the addition of an IP Video Server. It's also weatherproof, so monitoring the patio or the front door has never been easier.	4.5" H x 3" W x 0.75" D
Infrared Bullet Camera (Black & White) 	F2287	Featuring weatherproof design, the Infrared Bullet Camera allows monitoring even in low light conditions. Its unique mounting plate makes installation simple and efficient.	4.5" H x 3" W x 0.75" D
Black and White Bullet Camera 	F2284	As easily installed as the color bullet camera, the black and white camera is a cost-effective home security option.	4.5" H x 3" W x 0.75" D
Decorator Mount Mini Camera (Black & White) 	F2286-WH	This indoor mini camera fits perfectly in any décor and installs easily via Cat 5 wiring in a standard single gang box.	N/A
Category 5 Camera Module 	CM1011	This Cat 5-based camera module supports up to four On-Q cameras and allows on-board sequencing of up to four images. It is compatible with both the standard bullet cameras and the new ball cameras. Bracket included. Power supply required (see page 41).	3" H x 6.5" W

COLOR OPTIONS





CAMERA VIEWING PRODUCTS


PRODUCT	PART #	DESCRIPTION	DIMENSIONS
<p>LCD Console</p> 	<p>HA5000-GB HA5000-LA HA5000-TI HA5000-WH</p>	<p>This new 7" LCD Console features a high-resolution screen and can handle up to four video inputs, in addition to on-board sequencing of camera images. It mounts in a standard triple gang box and installs easily via Cat 5 wiring and a convenient RJ45 connection. Available in four attractive Studio colors, the LCD is the perfect way to monitor the front door or nursery from any room in the house.</p> <p>Also used as an interface for Unity (see page 60).</p>	<p>7" H x 7.5" W</p>
<p>LCD Module</p> 	<p>CM1010</p>	<p>The LCD Module allows easy integration with the On-Q camera system. It supports up to four LCD displays and four camera inputs. It also enables camera viewing via a TV with the TV Display Interface (HA5201-XX).</p> <p>Bracket included. Power supply required (see page 41).</p> <p>Not backwards-compatible with prior LCD (F2297-XX). Designed to support new LCD console (HA5000-XX) only.</p>	<p>3" H x 6.5" W</p>
<p>TV Display Interface</p> 	<p>HA5201-BK HA5201-LA HA5201-WH</p>	<p>This convenient strap enables camera viewing over the TV when connected to the LCD module. It can support viewing of up to four camera images, in addition to sequencing if desired. It installs in any decorator plate, and can be ganged with other home theater products behind the entertainment center.</p> <p>Ships with IR Target and Universal Remote.</p> <p>Also used as an Interface for Unity (see page 60).</p>	<p>4.2" H x 1.65" W</p>


COLOR OPTIONS





WEB CAMERA MONITORING

PRODUCT	PART #	DESCRIPTION	DIMENSIONS
 <p>IP Video Server</p>	CM1019	<p>The IP video server allows cameras to be viewed from anywhere in the world, without the need for additional software. It supports viewing of up to four cameras and includes four RCA to BNC cables and a mounting bracket.</p> <p>Allows cameras to be viewed on a cell phone, using third party apps.</p>	2.4" H x 4.75" W

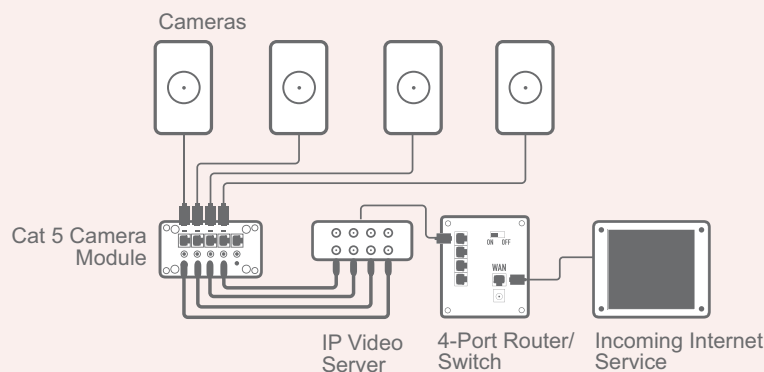
PRODUCT	PART #	DESCRIPTION	DIMENSIONS
 <p>4-Port 10/100 Basic Router/Switch</p>	DA1004	<p>This 4-port router allows a single high-speed internet connection (DSL/cable modem) to be shared among several computers. It features a built-in 4-Port 10/100 Switch, software-upgradeable Firmware and security firewall.</p> <p>Bracket included. Power supply required (see page 41).</p>	6" H x 6.5" W

ACCESSORIES

PRODUCT	PART #
RCA to RCA Patch Cable, 90 Degree	F2217
RCA to RCA "Y" Splitter Cable, 90 Degree	F2218
1 Channel Modulator	F1001
3 Channel Modulator	F1003
Bullet Camera Microphone	F7642
Category 5 Audio Cable, RJ45 to 4 RCA	F2221

PRODUCT	PART #
BNC to RCA Cables (5-Pack)	F2213
Yellow Y-Video Mini Patch Cable (1 ft)	CM1015
White Y-Audio Mini Patch Cable (1 ft)	CM1016
Yellow Video Mini Patch Cable (1 ft)	CM1017
White Audio Mini Patch Cable (1 ft)	CM1018
Ball Camera Microphone	CM1026

WIRING DIAGRAM



INSTALLATION AT-A-GLANCE WEB CAMERA MONITORING

1. Install the camera module in the On-Q enclosure.
2. Run a single Cat 5 cable from each camera location to the camera module.
3. Connect four RCA to BNC cables from the camera module to the IP Video Server.
4. Connect the IP Video Server to the 4-Port Router/Switch.
5. Connect an Ethernet cable from incoming Internet service to the 4-Port Router/Switch.