

Linoleum with 
NATURCote[™]

MARMORETTE[™]
LINORETTE[™] ■ COLORETTE[™]
UNI WALTON[™] ■ GRANETTE[™]



linoleum ■ biobased tile[®] ■ lvt ■ commercial hardwood ■ sheet ■ vct ■ specialty flooring ■ accessories



LINOLEUM

Inspiring Choices Since 1909

MARMORETTE™, LINORETTE™, COLORETTE™, GRANETTE™ AND UNI WALTON™ have come together as a collection of inspiring choices. Our line of linoleum has expanded by more than 50%, offering timeless beauty in a high-performance sustainable floor.

So whether it's soft nature inspired colors for health care interiors, sophisticated combinations for education and office environments or pop and sizzle for a retail space, Armstrong® linoleum with NATURCote™ has a design and color for every idea you can create.



LINORETTE

Classic modern design in a full spectrum of 12 saturated colors

- LP402 brisbane blue
- LP403 gobi sand
- LP460 grand canyon

MARMORETTE

Timeless standard of design with 67 tonal step options

- LP092 sand
- LP507 under the boardwalk
- LP552 stone white
- LP553 smoke
- LP554 smolder





GRANETTE™

New nature inspired visual in 18 colors that blend seamlessly with natural elements


- LP170 pollen
- LP171 bees knees



UNI WALTON™

Clean and sophisticated visual with 9 colors that can add drama to a space or just add definition to a design

- LP208 night blue
- LP236 moss
- LP259 white



COLORETTE™

20 fresh uncomplicated colors

- LP305 deep end
- LP308 scuba
- LP321 shallow end
- LP382 lighten up





UNI WALTON™

WELD ROD: W1__

LP259
white



W1059

LP207
mustard



W1007

LP208
night blue



W1008

LP282
gray



W1003

LP210
orange red




W1510

LP230
dark green



W1231

LP280
black



W1280

LP260
warm brown



W1060

LP236
moss



W1001

MARMORETTE™

WELD ROD: W1__



W1253



W1252



W1356



W1250



W1380




W1255



W1258



W1207



W1791



W1790



W1789



W1792



W1287



W1285



W1245



W1271



W1703

LP084
hide



W1784

LP040
cream



W1270

LP076
yellow straw



W1276

LP098
fool's gold



W1798

LP575
melon head



W1275

LP510
not so innocent



W1204

LP065
light chocolate



W1240

LP070
bamboo tan



W1070

LP072
goldenrod



W1272

LP571
summer morning




W1274

LP519
blast off



W1219

LP008
aztec red



W1708

LP509
summer camp




W1289

LP066
oak brown



W1262

LP570
gold digger




W1283

LP573
meltdown



W1273

LP515
pop rocket



W1205

LP511
brick house



W1242

LP516
miss behavin'



W1238

LP512
slightly frivolous



W1201

LP522
purple mountains



W1288

LP547
summer lovin' blue



W1281

LP521
pale blue eyes



W1220

LP524
cookie monster



W1206

LP048
firebird red



W1510

LP513
amped up



W1202

LP523
purple people eater



W1286

LP049
bluebird



W1249

LP023
serene blue



W1223

LP026
delft blue



W1224

LP018
cherry red



W1718

LP514
dandy



W1203

LP528
it's magic



W1284

LP548
stars at night



W1282

LP022
caspien blue



W1222

LP525
hey sailor



W1208

LP526
ocean breeze



W1215

LP007
blue wave



W1707

LP020
sweet grass



W1720

LP530
tree frog



W1256

LP068
blue spa



W1768

LP099
tidal blue



W1799

LP543
home turf



W1032

LP000
parrot green



W1711

LP527
twilight




W1246

LP532
new wave



W1232

LP544
green horn



W1237

LP531
tree hugger



W1266

Width/Length

6 ft. 7 in. (2.0 m) wide,
up to 98.4 ft. (30 m) long

Gauge

MARMORETTE™
0.080 in. (2.0 mm)*

MARMORETTE, GRANETTE™
UNI WALTON™, LINORETTE™, COLORETTE™
0.100 in. (2.5 mm)

MARMORETTE, GRANETTE,
UNI WALTON, COLORETTE
0.125 in. (3.2 mm)*

* Lead time and minimum order
quantities vary. Please contact
your Armstrong representative.

Approximate Installed Cost

MARMORETTE, GRANETTE
US

\$4.50 – \$5.00 sq. ft.

Canada

C\$4.00 – C\$4.50 sq. ft.

COLORETTE

US

\$4.50 – \$5.00 sq. ft.

Canada

C\$4.00 – C\$4.50 sq. ft.

LINORETTE

US

\$4.50 – \$5.00 sq. ft.

Canada

C\$3.75 – C\$4.25 sq. ft.

UNI WALTON

US

\$5.00 – \$5.50 sq. ft.

Canada

C\$5.00 – C\$5.50 sq. ft.

Cost is based on 0.100 in. thickness

Environmental

FloorScore™ certified

LEED® NC Eligible:

EQ4.3, MR4.0, MR6.0

Before making your color selection, expose
linoleum samples to sunlight for at least four hours
to remove the yellow cast that occurs naturally
as part of the linoleum production process.

COLORETTE™

WELD ROD: W1__



W1301



W1320



W1325



W1360



W1359



W1350



W1371



W1309




W1323



W1303



W1321



W1302



W1339



W1316



W1328



W1306

LINORETTE™


WELD ROD: W1__

LP403
gobi sand



W1603

LP470
gibraltar gold



W1670

LP401
yuka tan



W1601

LP420
serengeti green



W1620

LP321
shallow end



W1310

LP330
snorkel



W1324

LP425
andes brown



W1625

LP460
grand canyon



W1660

LP440
hudson valley blue



W1642

LP402
brisbane blue



W1602

LP305
deep end



W1305

LP308
scuba



W1308

LP476
yukon desert



W1605

LP410
odessa red



W1610

LP450
madagascar violet



W1652

LP475
silver city



W1604

GRANETTE™

WELD ROD: W1__

LP151
spider webs




W1167

LP164
falling rock



W1160

LP167
seedling



W1158

LP170
pollen



W1171

LP124
looks like rain



W1154

LP137
prickly pear



W1164

LP152
itsy bitsy spider



W1168

LP165
mudslide



W1161

LP168
branching out



W1159

LP171
bees knees




W1172

LP125
light showers



W1156

LP138
stinging nettle



W1165

LP153
black widow



W1169

LP166
peat



W1162

LP169
tree bark




W1163

LP173
wax on



W1173

LP127
perfect storm



W1157

LP139
holly go lightly



W1166



HIGHGATE ELEMENTARY

MARMORETTE™ LP020 sweet grass, LP048 firebird red,
LP068 blue spa, LP072 goldenrod, LP519 blast off

Visit armstrong.com/linoleum • Call 1 877 ARMSTRONG



This chart provides an overview of recommendations for Armstrong® linoleum by end-use market and for specific spaces. Use these recommendations as a guideline for selecting Armstrong flooring for your application.

Recommended Applications

	MARMORETTE™			LINORETTE™	COLORETTE™		UNI WALTON™ (d)		GRANETTE™	
	2.0	2.5	3.2	2.5	2.5	3.2	2.5	3.2	2.5	3.2
Health Care/Hospital (a)										
Cafeteria, Dining Area (e)	R	H	H	H	R	R	R	R	H	H
Chapel	R	H	H	H	R	R	R	R	H	H
Corridors	N	R	H	R	R	R	R	R	R	H
Critical/Intensive Care	N	H	H	H	R	R	R	R	H	H
Dialysis (i)	N	N	N	N	N	N	N	N	N	N
Dry Physical Therapy	R	H	H	H	R	R	R	R	H	H
Elevators	N	R	H	R	R	R	R	R	R	H
Emergency Room Areas	N	R	R	R	R	R	R	R	R	R
Exam/Procedure Rooms	N	R	R	R	R	R	R	R	R	R
Gift Shop	N	H	H	H	R	R	R	R	H	H
Hydro Physical Therapy	N (3)	N (3)	N (3)	N (3)	N (3)	N (3)	N (3)	N (3)	N (3)	N (3)
Hyperbaric Room	N (6)	N (6)	N (6)	N (6)	N (6)	N (6)	N (6)	N (6)	N (6)	N (6)
Labor Delivery Rooms	N	R	R	R	R	R	R	R	R	R
Laboratories	N	N	N	N	N	N	N	N	N	N
Lobbies	N	R	H	R	R	R	R	R	R	H
Nurses Station	N	H	H	H	R	R	R	R	H	H
Office/Administrative/Conf. Rooms	R	H	H	H	R	H	H	H	H	H
Operating Rooms (b)	N	N	N	N	N	N	N	N	N	N
Patient Rooms	R	H	H	H	R	R	R	R	H	H
Pharmacy	R	H	H	H	H	H	H	H	H	H
Ramps/Ramped Corridor (Dry)	N (3)	N (3)	N (3)	N (3)	N (3)	N (3)	N (3)	N (3)	N (3)	N (3)
Scrub Areas	N	N	N	N	N	N	N	N	N	N
Stairways/Landings	R	R	R	R	R	R	R	R	R	R
Staff Lounge	R	H	H	H	H	H	R	R	H	H
Utility/Storage Room/Filing	R	R	R	R	R	R	R	R	R	R
Waiting Rooms	N	H	H	H	R	R	R	R	H	H
Assisted Living/Military Housing/Light Commercial										
Activity Rooms/Common Areas	R	R	H	R	R	H	R	H	R	H
Beauty Salon/Barber Shop	N	R	R	R	R	R	R	R	R	R
Corridors	N	H	H	H	R	R	R	R	H	H
Daycare Areas	R	R	R	R	R	R	R	R	R	R
Dining Areas	R	R	H	R	R	H	R	H	R	H
Doctor/Dentist Office	N	R	R	R	R	R	R	R	R	R
Residence Bathrooms (i)	N	N	N	N	N	N	N	N	N	N
Residence Kitchens (e)	R (e)	R (e)	R (e)	R (e)	R (e)	R (e)	R (e)	R (e)	R (e)	R (e)
Residence Rooms/Barracks	R	R	H	R	R	H	R	R	R	H
Education										
Auditoriums	R	H	H	H	R	R	R	R	H	H
Cafeteria, Dining Area (e)	R	H	H	H	R	R	R	R	H	H
Classrooms/Lecture Halls	R	H	H	H	R	R	R	R	H	H
Computer Rooms	R (6)	R (6)	R (6)	R (6)	R (6)	R (6)	R (6)	R (6)	R (6)	R (6)
Corridors	R	H	H	H	R	R	R	R	H	H
Dormitory Rooms	R	R	R	R	R	R	R	R	R	R
Food Service Area (e)	N	R (i)	R (i)	R (i)	R (i)	R (i)	R (i)	R (i)	R (i)	R (i)
Gymnasium	N	H	H	H	R	R	R	R	H	H
Laboratories	N	R	R	R	N	N	R	R	R	R
Lavatories	N	N	N	N	N	N	N	N	N	N
Library	R	H	H	H	R	R	R	R	H	H
Locker Rooms (No Spikes)	N (3)	N (3)	N (3)	N (3)	N (3)	N (3)	N (3)	N (3)	N (3)	N (3)
Multipurpose Room/Cafeteriums	R	H	H	H	R	R	R	R	H	H
Office/Administrative/Conf. Rooms	R	H	H	H	R	H	R	R	H	H
Ramps/ Ramped Corridors (Dry)	N (3)	N (3)	N (3)	N (3)	N (3)	N (3)	N (3)	N (3)	N (3)	N (3)
Showers/Shower Rooms	N (3)	N (3)	N (3)	N (3)	N (3)	N (3)	N (3)	N (3)	N (3)	N (3)
Stairways/Landings	R	R	R	R	R	R	R	R	R	R
Teacher's Lounge	R	H	H	H	R	R	R	R	H	H
Utility/Storage Areas	R	R	R	R	R	R	R	R	R	R
Vestibule/Entryways/Foyers (i)	N	N	N	N	N	N	N	N	N	N

H = Highly Recommended

The best flooring choice(s) for the space.

R = Recommended

Flooring choice(s) that are suitable for the space.

N = Not Recommended

Flooring that should not be used for the space.

• The ratings of H, R or N are based on an evaluation of the performance, cost and aesthetic requirements of the space.

• This chart provides recommendations for all Armstrong linoleum products. 2.0 mm (0.080 in.) thick linoleum products are recommended only for use in residential and light traffic commercial spaces.

Recommended Applications

	MARMORETTE™			LINORETTE™	COLORETTE™		UNI WALTON™ (d)		GRANETTE™	
	2.0	2.5	3.2	2.5	2.5	3.2	2.5	3.2	2.5	3.2
Mercantile										
Automobile Showrooms	N	R	H	R	N	R	R	R	R	H
Checkout/Cash Wrap	N	R	H	R	R	R	R	R	R	H
Food Service (e)	N	R (i)	R (i)	R (i)	R (i)	R (i)	R (i)	R (i)	R (i)	R (i)
Frozen Food	N	R	R	R	R	R	R	R	R	R
Indoor Mall Common Areas	N	N	R	N	N	N	N	N	N	R
Produce Area	N	N	N	N	N	N	N	N	N	N
Sales Floor – Department Stores	N	H	H	H	R	R	R	R	H	H
Sales Floor – Grocery	N	R	R	R	R	R	R	R	R	R
Sales Floor – Mass Merchant	N	H	H	H	R	R	R	R	H	H
Specialty Shops/Areas	N	H	H	H	R	R	R	R	H	H
Office										
Computer Room	N (6)	N (6)	N (6)	N (6)	N (6)	N (6)	N (6)	N (6)	N (6)	N (6)
Corridors	N	H	H	H	R	R	R	R	H	H
Elevators	N	R	H	R	R	R	R	R	R	H
Lavatories	N	N	N	N	N	N	N	N	N	N
Lobby	N	R	H	R	R	H	R	R	R	H
Lunchrooms (e)	R	H	H	H	R	H	R	R	H	H
Office/Conference Rooms	R	H	H	H	R	H	R	R	H	H
Stairways/Landings	R	R	R	R	R	R	R	R	R	R
Utility/Storage Rooms	R	R	R	R	R	R	R	R	R	R
Hospitality										
Around Whirlpool/Spas	N (3)	N (3)	N (3)	N (3)	N (3)	N (3)	N (3)	N (3)	N (3)	N (3)
Corridors	N	H	H	H	R	R	R	R	H	H
Dining Room (e)	R	H	H	H	R	R	R	R	H	H
Elevators	N	R	H	R	R	R	R	R	R	H
Exercise Rooms	N	R	H	R	R	H	N	N	R	H
Guest Bathrooms (f)	N	N	N	N	N	N	N	N	N	N
Guest Rooms	R	R	R	R	R	R	R	R	R	R
Lobby	N	R	H	R	R	R	R	R	R	H
Lounge	R	H	H	H	R	R	R	R	H	H
Stairways/Landings	R	R	R	R	R	R	R	R	R	R
Vending Areas (i)	N	R	R	R	R	R	R	R	R	R
Light Industrial (g)										
Clean Rooms	N	N	N	N	N	N	N	N	N	N
Computer Repair Lab	N (6)	N (6)	N (6)	N (6)	N (6)	N (6)	N (6)	N (6)	N (6)	N (6)
Electronic Testing Lab	N (6)	N (6)	N (6)	N (6)	N (6)	N (6)	N (6)	N (6)	N (6)	N (6)
Electronics Manufacturing	N (6)	N (6)	N (6)	N (6)	N (6)	N (6)	N (6)	N (6)	N (6)	N (6)
Environmental Conditioning Unit	N	N	N	N	N	N	N	N	N	N
Photo Processing	N	R	R	R	R	R	R	R	R	R
Production Laboratory	N	R	R	R	R	R	R	R	R	R
Research Laboratory	N	R	R	R	R	R	R	R	R	R
Small Parts Assembly	N	R	R	R	R	R	R	R	R	R
Sterile Packaging	N	N	N	N	N	N	N	N	N	N
Warehouse	N	N	N	N	N	N	N	N	N	N
Transportation/Public Venues										
Airport/Railway/Bus Terminals	N	N	R	N	N	N	N	N	N	R
Civic/Convention Centers	N	N	R	N	N	N	N	N	N	R
Museums/Cultural Centers	N	R	H	R	R	R	R	R	R	H

NOTES:

- Numerical footnotes apply to the space requirements.
 - Alpha footnotes apply to the product's suitability for the space.
- (3) Slip Retardance — A more secure walking surface is required.
- (6) Not recommended in areas that require electrostatic discharge control.
- (a) In most cases veterinary applications are similar.
- (b) Only operating rooms not requiring conductive flooring.
- (d) Only recommended for accents and borders.
- (e) Armstrong floors are not recommended for commercial kitchens and commercial food processing areas, including behind fast-food counters.
- (g) Most Armstrong floors are not recommended for heavy industrial areas.
- (i) No standing water; walk-off mats required.

In addition to spaces listed on this chart:

- Armstrong floors may be used on stair steps, risers and landings. A manufactured slip-retardant nosing should always be applied on steps.
- Most Armstrong® commercial sheet floors can be flash coved (integral cove). Most building codes consider flash coving in the same category as baseboard trim with respect to fire rating. Consult applicable codes for the particular project to determine the interpretation of allowable height for flash cove.
- Armstrong floors are not recommended for exterior use, for interior spaces where pointed spike golf or track shoes will be used, or in areas where the floor will be subjected to unusually concentrated static or dynamic loads.
- Armstrong floors should not be used as wall covering or wall surfacing.