




VINYL SHEET FLOORING



COMMISSION® Plus light commercial



[Between us, ideas become reality.]®

COMMERCIAL **FLOORING**



DECORATIVE

Village Path™



80670 colonial red



80671 hampton brown

Stoneway™



80666 peach buff



80665 granite

Floral Medallion™



80651 fieldstone



80650 desert beige

Tuscan Stone™



80660 chalk



80661 sandrift

STONE

Limestone Valley™



80715 white sands

Manor Ridge™



80655 cream & beige



80656 light mocha

SLATE

Slate Crossing™



80710 vista blue



80712 alpine white



80711 mesa gray

Forest Rock™



80676 taupe sand



80675 ecru

College Park™



80645 shadow gray




80646 sanderling

WOOD

Echo Lake™




80636 natural




80635 spice

Country Estates™




80640 natural

Lancaster Oak™



80695 gunstock

Milltown™



80690 harvest

OVERALL

Autumn Park™



80705 straw



80706 moss

Leaf Landing™



80701 straw

Haven Weave™



80681 camel



80680 gray flannel

Village Stone™



80685 stucco



80686 tuscan tan



Improved Performance for Light Commercial Spaces

Completely refreshed COMMISSION® Plus merges a trio of upgrades into one product. The comprehensive collection of 30 residentially-inspired colors and patterns features a balanced portfolio of contemporary decorative, stone, slate, wood and overall visuals. The high-performance, protective coating requires less frequent, easier maintenance that's also more cost efficient. The floor's performance is backed by an industry-leading warranty that protects your investment and gives you greater peace of mind.

- Neutral, residential visuals plus high-design fidelity combine to meet the current and ascending interior design needs for light commercial applications including multi-family housing, assisted living and military housing.
- Urethane coating delivers performance with low maintenance.
- The industry's best warranty protects against permanent stains from traffic including asphalt driveway sealer and rubber backed mats, permanent scuffs from shoe soles, fading or discoloring from heat or sunlight, and discoloring from moisture or underlayment panels.
- Neutral-colored visuals offer easy coordination with residential-looking interiors and light commercial spaces. Products effectively integrate within the line and with other floors for better area-to-area coordination.
- The newest update to our growing family of commercial products featuring soft, natural, realistic-looking visuals for the ultimate in warm, homelike looks with commercial performance.



Installation Accessories

Armstrong also offers wall base, stair treads, risers and landing tiles and transition strips in an array of colors styled to coordinate with all light commercial interiors.



Specification Data

COMMISSION® Plus light commercial

ARMSTRONG FLOOR PRODUCTS
Armstrong World Industries, Inc.
P.O. Box 3001
Lancaster, PA 17604 U.S.A.

ARMSTRONG FLOOR PRODUCTS
Armstrong World Industries Canada Ltd.
6911 Decarie Blvd.
Montreal, Quebec, H3W 3E5 Canada

1. PRODUCT NAME

Armstrong COMMISSION Plus heterogeneous flooring

2. PRODUCT DESCRIPTION

Construction and Colors

A 20 mil polyurethane-coated clear vinyl wear layer protecting a visual printed on a felt-backed substrate. Color pigments are insoluble in water and resistant to cleaning agents and light.

Size

12 ft. (3.6 m) wide, up to 90 ft. (27.4 m) long

Gauges

0.080 (2.0 mm) overall
0.020 (0.5 mm) wear layer

Limitations

Styled and constructed for living areas in light commercial applications, including military housing, assisted living and public housing, and light commercial spaces such as daycare, beauty salons and hotel/motel bathrooms.

Suitable for Application Over

- Concrete, terrazzo, and other dry, structurally sound monolithic subfloors on all grade levels.
- Suspended wood subfloor construction with approved wood underlayments, and a minimum of 18 in. (45.7 cm) well-ventilated air space below.
- Certain metal floors and most existing single-layer resilient floors on approved underlayments.
- Radiant-heated subfloors with a maximum surface temperature of 85° F (29° C).

Unsuitable for Application Over

- Subfloors where excessive moisture or alkali is present.
- Sleeper-construction subfloors.
- Lightweight aggregate concrete subfloors having a density of less than 90 lbs. per cu. ft. (1442 kg/m³) or cellular concrete having a plastic (wet) density less than 100 lbs. per cu. ft. (1602 kg/m³) [94 lbs. per cu. ft. (1506 kg/m³) dry weight] or concrete having a compressive strength of less than 3500 psi (24 MPa) in commercial applications. Concrete slabs with heavy static and/or dynamic loads should have higher design strengths and densities calculated to accommodate such loads.

Concrete curing agents, sealers, hardeners or parting agents should be removed.

3. TECHNICAL DATA

Shipping Weight

3.75 lbs./sq. yd. (2.03 kg/m²)

Reference Specifications

ASTM F 1303, Type I, Grade 1, Class A Backing.

Static Load Limit

ASTM F 970

175 lbs./sq. in. (12.3 kg/cm²)

NOTE: Floors should be protected from sharp-point loads and heavy static loads. High-heeled traffic, spiked shoes, appliance feet and sharp furniture points may visibly damage wood, resilient and other floor coverings. Many appliances have rollers or sharp feet that, when dragged or pushed, can cause damage to any floor covering. Please be sure to place a piece of plywood onto the floor before moving appliances.

Comparative Subjective Property Ratings

Durability – Good

Maintainability – Excellent

Resilience – Very Good

Subjective ratings (excellent, very good, good, fair) are in relation to other Armstrong commercial resilient floors. Ratings are not directly related to any one test. They are broadly based on tests and experience of Armstrong Research and Development under varying conditions and circumstances. These ratings should not be used for comparison to ratings used by other manufacturers to rank their own products.

Fire Test Data

ASTM E 648 Flooring Radiant Panel Critical Radiant Flux – 0.45 watts/cm² or more, Class I

ASTM E 662 Smoke Chamber Specific Optical Smoke Density – 450 or less

Numerical flammability ratings alone may not define the performance of the product under actual fire conditions. These ratings are provided only for use in the selection of products to meet the specified limits.

4. INSTALLATION

Job Conditions

Subfloors/underlayments shall be dry, clean and smooth. They shall be free from paint, varnish, solvents, wax, oil, existing adhesive residue or other foreign matter.

For more detailed requirements of concrete, wood and metal subfloors, as well as wood and trowelable underlayments, refer to Armstrong Guaranteed Installation Systems manual, F-5061. Calcium Chloride Tests for moisture must be conducted. Armstrong offers a guideline of a maximum acceptable moisture emission level of 5.0 lbs. per 1000 sq. ft. per 24 hours. Bond Tests should also be conducted for compatibility with the substrate. When testing for alkalinity, the allowable readings for the installation of Armstrong flooring are 5 to 9 on the pH scale.

Temperature shall be maintained at a minimum of 65° F (18° C) and a maximum of 100° F (38° C) for 48 hours prior to installation, during installation and 48 hours after completion. A minimum temperature of 55° F (13° C) shall be maintained thereafter. Condition all flooring materials and adhesives to room temperature at least 48 hours prior to starting installation. Protect all materials from the direct flow of heat from hot-air registers, radiators, or other heating fixtures and appliances.

Procedure

COMMISSION Plus must be installed using S-235 or S-254 Adhesive full spread with S-580 Adhesive optional in flash cove areas. Prepare seams with S-585 Seam Cleaner and apply S-570 using the S-564 Low-Gloss Seam Coating Kit. Protect seams from debris and floor traffic. Detailed instructions may be found in the Armstrong Guaranteed Installation Systems manual, F-5061.

5. MAINTENANCE

Initial Maintenance

- For 8 hours after seam application, protect the sealed seams on your flooring. This will ensure the proper seam bond. If your seams are disturbed before they're dry, permanent damage may result.
- Sweep or vacuum thoroughly to remove all loose dust and dirt.
- Do not wash, scrub or strip the floor for at least four to five days after installation.
- Remove any dried adhesive residue with a clean, white cloth dampened with mineral spirits, carefully following warnings on container.
- For residential maintenance, damp mop with a properly diluted detergent solution such as Armstrong Once 'n Done® Floor Cleaner.

- For light commercial maintenance, if choosing to maintain the floor with polish, apply two coats of a high quality commercial floor polish such as Armstrong S-480 Floor Polish.

Residential Maintenance Procedures

- Sweep or vacuum frequently to remove loose dirt. When vacuuming, use a nonpowered wand attachment to avoid damaging the floor's surface.
- Wash the floor regularly with properly diluted Armstrong Once 'n Done Floor Cleaner.
- Use Armstrong New Beginning® Floor Stripper and Cleaner for ground-in dirt.
- Use Armstrong Shinekeeper® Polish to restore a like-new appearance if the floor is dulled from soap-based detergents, abrasive cleaners or "mop and shine" products.

Light Commercial Maintenance Procedures

- Sweep or vacuum frequently.
- As necessary, damp mop or lightly scrub the floor with the appropriate brush, using a neutral detergent solution such as Armstrong S-485 Floor Cleaner.
- When maintaining with floor polish, recoat as necessary.

For complete, ongoing maintenance procedures, including Spray Buff methods, refer to the Heterogeneous Sheet section of the current Armstrong Commercial Resilient Flooring Maintenance Recommendations booklet, F-8663B.

6. WARRANTIES

Armstrong warrants its regular (first quality) light commercial vinyl sheet floors to be free from manufacturing defects and warrants the installation integrity for five years from the date of purchase, if installed according to Armstrong Guaranteed Installation Systems manual, F-5061. Armstrong also warrants light commercial vinyl sheet floors for permanent visual impairments caused by asphalt driveway sealer, rubber-back mats, shoe scuffs and discoloration from heat and sunlight. This warranty extends only to the original end user. See Armstrong Light Commercial Vinyl Sheet Flooring Limited Warranty F-7490 or visit www.armstrong.com/flooring for warranty details, limitations and exclusions.

▲ WARNING

DO NOT SAND, DRY SWEEP, DRY SCRAPE, DRILL, SAW, BEADBLAST OR MECHANICALLY CHIP OR PULVERIZE EXISTING RESILIENT FLOORING, BACKING, LINING FELT, ASPHALTIC "CUT BACK" ADHESIVES OR OTHER ADHESIVES.

These products may contain either asbestos fibers and/or crystalline silica. Avoid creating dust. Inhalation of such dust is a cancer and respiratory tract hazard. Smoking by individuals exposed to asbestos fibers greatly increases the risk of serious bodily harm. See current edition of the Resilient Floor Covering Institute (RFCI) publication Recommended Work Practices for the Removal of Resilient Floor Coverings, for instructions on removing all resilient floor covering structures.

For specifications, technical information or samples, phone: **1 877 ARMSTRONG (276 7876)**
fax: **1 800 599 9335**
web site: **www.armstrong.com/flooring**

[Between us, ideas become reality.]®

COMMERCIAL FLOORING

Printed in United States of America
All trademarks owned by AWI Licensing Company
© 2005 AWI Licensing Company
F-5863-605