

JUNCTION BOXES

Seals electrical connections from moisture and other elements.

These junction boxes provide a convenient location to connect all wiring required for a typical pumping station, on-site system or other electrical installation.



FEATURES

- NEMA 4X enclosure rated for outdoor use.
- External mounting feet included.
- Three-year limited warranty.

OPTIONS

Junction Boxes are available with:

- 1/2", 3/4" or 1" UL Listed, CSA Certified round cable liquid-tight strain relief connectors (installed).
- 1/2" or 3/4" UL Listed, CSA Certified flat UF cable liquid-tight strain relief connectors (installed).
- 1", 1 1/2", or 2" terminal adapter hub (installed).
- Custom connector configurations available. (Contact SJE-Rhombus Customer Service.)

SPECIFICATIONS

LID AND BOX: UL Listed and CSA Certified made from high impact, corrosion resistant, weatherproof thermoplastic

GASKET: flexible PVC or neoprene

SCREWS: brass or stainless steel

INTERNAL VOLUME:

- 4" x 4" x 4" is 50.65 cubic inches (830 cubic cm)
- 6" x 6" x 4" is 125 cubic inches (2048 cubic cm)
- 8" x 8" x 4" is 261.14 cubic inches (4280 cubic cm)

EXTERNAL ENCLOSURE SIZE:

- 4 x 4 x 4 inches (10.16 x 10.16 x 11.43 cm)
- 6 x 6 x 4 inches (15.24 x 15.24 x 11.43 cm)
- 8 x 8 x 4 inches (20.32 x 20.32 x 11.43 cm)

JUNCTION BOXES

Seals electrical connections from moisture and other elements.

Part #	Description	List Price	Ship Weight
1008546	JB444 (no connectors or hub installed)	\$42.18	2 lbs.
1008872	JB444-1.5H-3R8 Simplex	\$68.57	3 lbs.
1008547	JB444-1.5H-4R8 Simplex	\$74.84	3 lbs.
1008548	JB664 (no connectors or hub installed)	\$49.75	3 lbs.
1008549	JB664-1.5H-4R8 Simplex (small HP pump)	\$82.41	4 lbs.
1008550	JB664-2H-5R8 Duplex (small HP pump)	\$90.85	4 lbs.
1008551	JB664-1.5H-3R8-1R12 Simplex (large HP pump)	\$86.42	4 lbs.
1008552	JB664-2H-3R8-2R12 Duplex (large HP pump)	\$98.86	5 lbs.
1008553	JB884 (no connectors or hub installed)	\$88.68	5 lbs.

NOTE: Descriptions grouped by enclosure size. All enclosure dimensions are in inches. Number before R8 or R12 equals the number of connectors of that size installed. 444 = 4 x 4 x 4, 664 = 6 x 6 x 4, 884 = 8 x 8 x 4. 1.5H = 1 1/2" HUB, 2H = 2" HUB. R8 = RCC8, R12 = RCC12. Small HP pump = Pump cable 18/2 to 14/3 gauge. Large HP pump = Pump cable 14/4 to 10/3 gauge.

SPECIFICATIONS

LID AND BOX: UL Listed and CSA Certified high impact, corrosion resistant, weatherproof thermoplastic

GASKET: flexible PVC or neoprene

SCREWS: brass or stainless steel

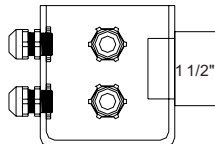
VOLUME: 4" x 4" x 4" is 50.65 cubic inches (830 cubic cm), 6" x 6" x 4" is 125 cubic inches (2048 cubic cm), 8" x 8" x 4" is 261.14 cubic inches (4280 cubic cm)

ENCLOSURE: 4" x 4" x 4" (10.16 x 10.16 x 11.43 cm), 6" x 6" x 4" (15.24 x 15.24 x 11.43 cm), 8" x 8" x 4" (20.32 x 20.32 x 11.43 cm)

FEATURES

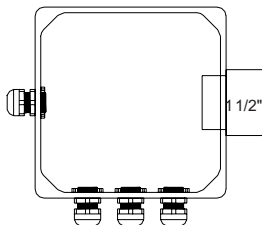
- External mounting feet included
- NEMA 4X, UL Listed, CSA Certified enclosure
- Flexible PVC or neoprene Gasket
- UL Listed and CSA Certified Hub for incoming power/control wires through conduit
 - 1" hub available
 - 1.5" standard with simplex version
 - 2" standard with duplex version
- UL Listed, CSA Certified cable connectors provide strain relief and a liquid tight seal (RCC8, RCC12, RCC16, UFCC8, UFCC12)

SIDE VIEW



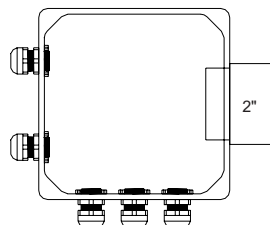
4 X 4 X 4 SIMPLEX
P/N 1008547
MODEL:
JB444-1.5H-4R8

TOP VIEW



6 X 6 X 4 SIMPLEX
P/N 1008549
MODEL:
JB664-1.5H-4R8

TOP VIEW



6 X 6 X 4 DUPLEX
P/N 1008550
MODEL:
JB664-2H-5R8

OTHER INFORMATION

CUSTOM CONNECTOR PLACEMENT

Contact your customer service representative for custom connector placement and pricing.



www.sjrhombus.com
sje@sjrhombus.com

Call or fax your order!

1-888-DIAL-SJE (1-888-342-5753) ■ Fax 218-847-4617