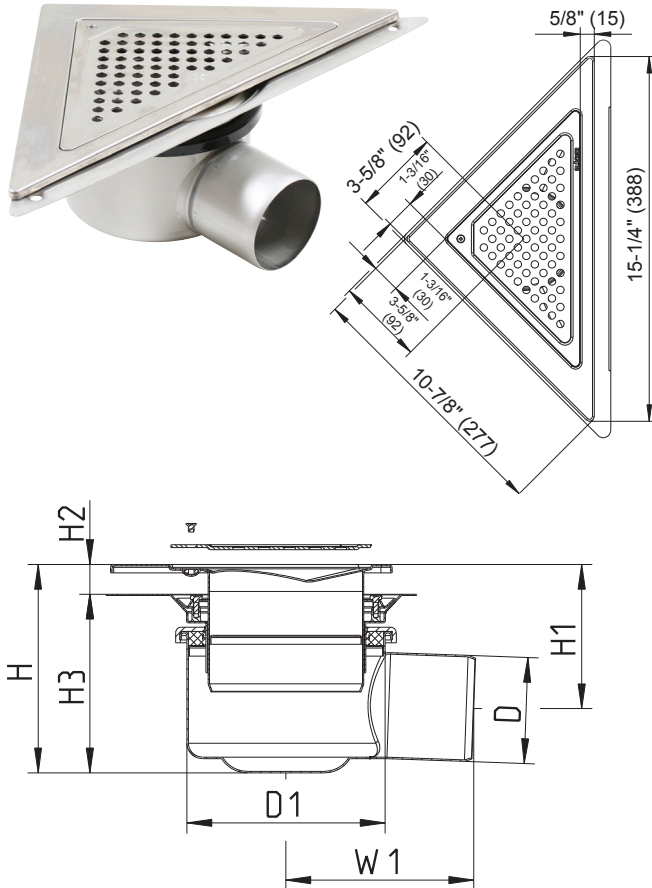







Tag: _____

SPECIFICATION: BLÜCHER BST-500 AISI Type 304 stainless steel adjustable shower drain with 11"x11"x15" (277x277x388) triangular top, membrane clamping flange, Vienna grating (standard), and no hub side outlet.



Optional Gratings			
	Suffix	Description	
	-A	Athens	<input type="checkbox"/>
	-C	Copenhagen	<input type="checkbox"/>
	-D	Detroit	<input type="checkbox"/>
	-N	New York	<input type="checkbox"/>
	-O	Oslo	<input type="checkbox"/>

Dimensional Chart

Model	Pipe Size D	D1	H Adjustable	H1 Adjustable	H2 Adjustable	H3 Adjustable	W1
BST-502	2"(50)	5-1/2"(140)	5-1/4"(133) - 7-3/8"(188)	3-1/2"(88) - 5-11/16"(143)	7/16"(10) - 2"(50)	4-7/8"(123) - 5-7/16"(138)	5-1/4"(133)
BST-503	3"(75)	5-1/2"(140)	5-1/4"(133) - 7-3/8"(188)	3-1/2"(88) - 5-11/16"(143)	7/16"(10) - 2"(50)	4-7/8"(123) - 5-7/16"(138)	5-1/4"(133)

Job Name _____ Contractor _____
 Job Location _____ Approval _____
 Engineer _____ Contractor's P.O. No. _____
 Approval _____ Representative _____