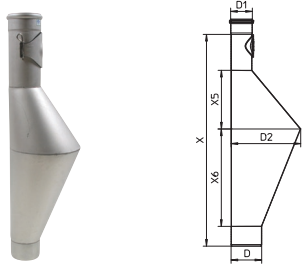
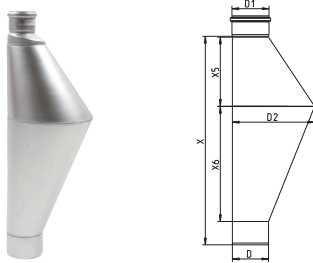


SPECIFICATION: BLÜCHER PIPE AISI Type 316L (standard) stainless steel pipe system, with Push-Fit socket connections with EPDM (standard) sealing ring. All BLÜCHER PIPE to be treated with pickling and passivation finish process.



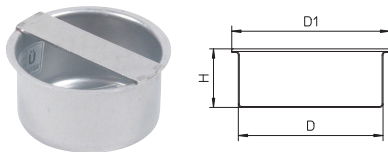
Rat Stop w/Access Dimensional Chart

Model No.	D	D1	D2	X	X5	X6
RSA-4x3-316	4"(110)	3"(75)	9-13/16"(250)	29-7/8"(759)	8-1/4"(210)	13-3/4"(350)
RSA-4x4-316	4"(110)	4"(110)	9-13/16"(250)	31-7/8"(809)	8-1/4"(210)	13-3/4"(350)
RSA-5x5-316	5"(125)	5"(125)	9-13/16"(250)	32-3/4"(831)	8-1/4"(210)	13-3/4"(350)



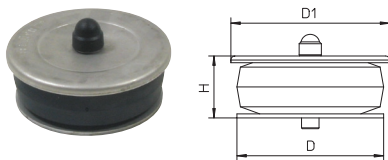
Rat Stop Dimensional Chart

Model No.	D	D1	D2	X	X5	X6
RS-4x3-316	4"(110)	3"(75)	9-13/16"(250)	26-7/16"(672)	8-1/4"(210)	13-3/4"(350)
RS-4x4-316	4"(110)	4"(110)	9-13/16"(250)	25"(635)	8-1/4"(210)	13-3/4"(350)



Push-In Socket Plug Dimensional Chart

Model No.	D	D1	H
PSP-2	2"(50)	2-5/16"(58)	2"(50)
PSP-3	3"(75)	3-3/8"(85)	1-13/16"(45)
PSP-4	4"(110)	4-3/4"(120)	1-13/16"(45)
PSP-5	5"(125)	5-3/8"(135)	1-13/16"(45)
PSP-6	6"(160)	6-11/16"(170)	1-13/16"(45)
PSP-8	8"(200)	8-1/4"(210)	2"(50)
PSP-10	10"(250)	10-7/16"(265)	2-9/16"(65)



Compression Socket Plug Dimensional Chart

Model No.	D	D1	H
CSP-2	2"(50)	2-3/8"(59)	1-1/4"(31)
CSP-3	3"(75)	3-5/16"(83)	1-7/16"(36)
CSP-4	4"(110)	4-11/16"(118)	1-7/16"(36)
CSP-6	6"(160)	6-11/16"(170)	1-13/16"(45)

Job Name _____ Contractor _____

Job Location _____ Approval _____

Engineer _____ Contractor's P.O. No. _____

Approval _____ Representative _____