

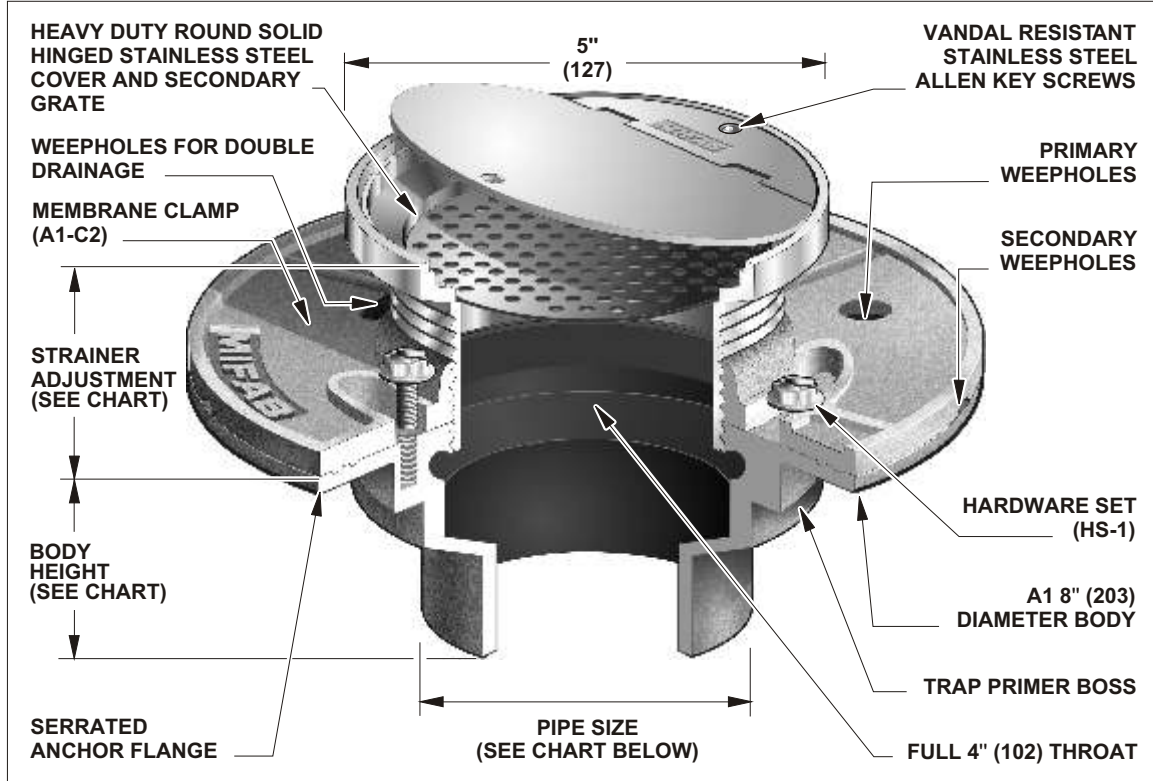


F1100-C-VD


FLOOR DRAIN WITH SOLID HINGED ROUND COVER AND SECONDARY GRATE FOR MEMBRANE FLOOR AREAS

Specification: MIFAB® Series F1100-C-VD5-3 lacquered cast iron floor drain with anchor flange, weepholes, and stainless steel solid cover with secondary grate to prevent entry of debris. (For non-membrane floors, delete -C from Series number).


Function: Used in membrane finished areas where irregular drain use is required. Stainless steel solid cover prevents entry of debris which is brushed away before cover is opened for hosedown. The stainless steel secondary strainer prevents debris from entering the drain. Used for all types of poured finished floors. Strainer will not dish or corrode and is foot friendly.




PARTS:




A1 BODY



VD5-3



A1-C2



HS-1

F1100-C-VD Series meets ANSI/ASME floor drain standard A112.6.3-2001

STRAINER DIAMETER	STRAINER ADJUSTMENT		ANSI/ASME RATING		PIPE SIZE	BODY HEIGHT				
	MIN	MAX	FREE AREA	LOAD RATING LBS. S.S. (-3)		NO HUB (STANDARD)	PUSH ON (P)	THREADED (T)	INSIDE CAULK (X)	PVC/ABS (-30)/(-31)
5" (127)	1 9/16" (40)	2 11/16" (68)	8 in ² (5200 ²)	5000 to 7499	2" (51)	2 3/4" (70)	3 3/8" (86)	2 1/4" (57)	3 3/4" (95)	2 15/16" (75)
					3" (76)	2 3/4" (70)	3 3/8" (86)	2 5/8" (67)	3 3/4" (95)	3 3/4" (95)
					4" (102)	2 3/4" (70)	3 3/8" (86)	2 5/8" (67)	3 3/4" (95)	3 3/4" (95)
					5" (127)	2 3/4" (70)	—	2 5/8" (67)	3 3/4" (95)	—
					6" (152)	3 1/4" (83)	4 3/4" (121)	—	—	—

- OPTIONAL VARIATIONS: SUFFIX**
- | | | |
|---|--|--|
| <input type="checkbox"/> Stainless steel strainer (standard) -3 | <input type="checkbox"/> Stainless steel body (type 316) -29 | <input type="checkbox"/> Clamp ring for low rough-in -C1 |
| <input type="checkbox"/> 3M epoxy finish -3M | <input type="checkbox"/> PVC socket connection body -30 | <input type="checkbox"/> (Min. 1/2" (13)) -F4 |
| <input type="checkbox"/> Sediment bucket -5 | <input type="checkbox"/> ABS socket connection body -31 | <input type="checkbox"/> 4" Round funnel -F6 |
| <input type="checkbox"/> Security screws (T-20 torx & pin) -6 | <input type="checkbox"/> Closure plug -34 | <input type="checkbox"/> 6" Round funnel -G |
| <input type="checkbox"/> Trap seal primer tapping -7 | <input type="checkbox"/> Underdeck clamp -40 | <input type="checkbox"/> Oval 4" x 9" funnel -J |
| <input type="checkbox"/> Backwater valve -8 | <input type="checkbox"/> Sump receiver -41 | <input type="checkbox"/> 6" x 3" x 1" funnel (standard) -P |
| <input type="checkbox"/> Acid resistant epoxy coating -11 | <input type="checkbox"/> Chrome plated strainer assembly -49 | <input type="checkbox"/> No hub outlet -T |
| <input type="checkbox"/> All galvanized -13 | <input type="checkbox"/> Laquered cast iron funnel -50 | <input type="checkbox"/> Push on outlet -X |
| <input type="checkbox"/> Extension -15 | <input type="checkbox"/> Laquered cast iron funnel -50 | <input type="checkbox"/> Threaded outlet -Z |
| <input type="checkbox"/> Secondary flat strainer -21 | <input type="checkbox"/> Threaded side outlet -90 | <input type="checkbox"/> Inside caulk outlet -Z |
| <input type="checkbox"/> Bronze body -27 | <input type="checkbox"/> Client logo -95 | <input type="checkbox"/> Extended wide elastomeric flange -Z |
| <input type="checkbox"/> Stainless steel body (type 304) -28 | | |

Job Name _____	Page No: _____
Section No: _____	Contractor _____
Schedule No: _____	Purchase Order No: _____