

PSX-1: Personal Audio Video Server for the MX-6000



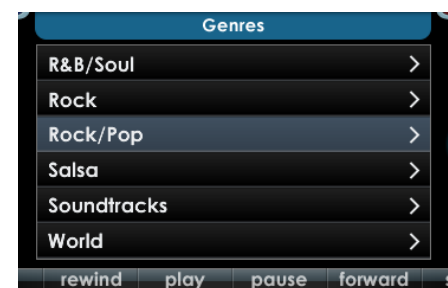
No Installer Required for New Content! You Add New Content from any PC or Mac with iTunes on the Network

The secret to the unique PSX-1 is the storage drive. The PSX-1 doesn't have one. Instead you insert any iPod (even a visiting friend's) into the docking connector. The PSX-1 includes PSXLink software for both Macs and PCs. Any new content you add to your iTunes library can be synchronized to the iPod in the PSX-1 without ever removing it.

Of course, a single MX-6000 can control any number of PSX-1s. So if your family has a number of iPods, you may choose to install multiple PSX-1s, one for each family member. Conveniently, the PSX-1 has a customizable label on the front and docks magnetically with another PSX-1 beside it.

Extraordinary Automation

iPod docks just put files on a TV. Only URC's PSX-1 adds the exciting features that turn your iPod into a true Personal Server. Everything you've downloaded, from podcasts to music videos, movies and TV shows is selectable on the screen of the MX-6000.



Once you touch the unique personal server features, the difference between looking at endless lists and the revolutionary automation of the PSX-1 becomes extraordinarily attractive.

At last, complicated actions are simple and intuitive. PSX-1 makes it easy to explore your large collection in previously impossible ways.

Shortcuts to finding playlists, albums, artists, etc. without endless ups and downs in menus.

Shuffle exactly what you want (this album, this artist, this genre, etc.)

More from this artist, this album, this genre, even this composer...

Jukebox lets you build and manage your own playlist without accessing your PC.




Rotate the Scroll wheel exactly like an iPod to navigate lists of artists, albums, videos, etc.

Press the OK button to select content.

Press the Menu button to browse back to the last list you displayed.

Six Screen Labeled Buttons give you fast access to frequently used commands like Play, Pause, Skip, etc.

Shortcuts to Any Content Instantly Without Menus



The "Shortcuts" button makes navigating from videos to musical genres a simple process.


Example: Touch the "Artists" button on the shortcuts screen to jump directly to the Artists menu.

Unlike other iPod docks or traditional music servers, you are not forced to constantly navigate up, down, left and right through a maze of menus to access new audio video content.

Explore Your Content: Shuffle Exactly What You Feel Like Listening To


With other music servers, shuffle is a frustrating mix of too many kinds of music. With the PSX-1, shuffle becomes a powerful tool for listening and exploring your music collection.

Imagine shuffling just your jazz, or just the songs of a particular artist. You can shuffle play any genre, any artist or any album at any time by simply accessing the MX-6000's shuffle screen.




Play More From: When Something Catches Your Fancy...

Imagine exploring all the hard rock albums of your youth with Shuffle Genres. When you hear a song you love, instead of having to browse through the hundreds of artists in your collection, you simply touch the "Play More From" button. By then selecting the "More from this Artist" button, all the songs from the current Artist will be played in sequential order.



Friends Coming Over? Make Your Own Jukebox Playlist in Seconds



Arranging the perfect music to playback for any event is a delightful activity with the PSX-1. You can freely play music, browsing and shuffling as you like. When you hear something you'd like to add to your Jukebox playlist, simply touch "Add Song to Jukebox" or "Add Album to Jukebox" on the Jukebox screen. To play the jukebox you've created, simply touch "Play Jukebox".

Complete Editing Control

At any time, you can choose to View the Jukebox. When viewing the Jukebox, new controls appear that allow you to change the order of the songs in the list, delete or search for new items to add. Of course, at any time you can clear the entire Jukebox playlist and start again.



Search for Any Artist, Album or Song



The "search" button appears in the upper right whenever you are looking at a Menu or Jukebox screen. Once you click on Search, an alphabetical keyboard appears. Simply type in as many letters as you like, then touch "Go." You can enter characters using a number, qwerty, or alphabetic keyboard.



Both Composite and HD Component Video

The PSX-1 is equipped with installer selectable Composite and HD quality Component Outputs to match the output of your iPod.



500 Mamaroneck Avenue
Harrison, NY 10528
Phone: (914) 835-4484
Fax: (914) 835-4532

MX-6000 Touch Screen Specifications

Microprocessor: ARM9 core @533MHz
4.3" Wide Screen TFT (480 x 272
QVGA) 65,536 Colors
Memory - 128 Megabytes of SDRAM
Devices - Up to 255 Devices with text,
less with heavy graphics
Pages - Up to 255 Pages per device
with text, less with heavy graphics
Learning Capability - Standard frequen-
cies (15kHz to 455kHz)
Macro Capability - Up to 255 steps each, however nesting is allowed
IR Range (Line of Sight via Infrared): 30-50' depending on the environment
RF Range (radio frequency): 50 to 100' depending upon the environment
RF Frequency: 418MHz
WiFi: IEEE802.11 b(11Mbps)/g(54Mbps)
Batteries: Lithium Ion battery pack included
Battery Capacity: 4800mAh (4 hours of continuous use, 9 Days in standby)
Weight: 15 oz. (with battery)
Size: 7.5" x 5.1" x 1.3"



PSX-1 Personal Server Specifications



Microcontroller: 166MHz ARM922T
Flash memory: 16Megabit
RAM: 64Megabit SDRAM
Jukebox Entries: Supports up to 1024 songs
Jukebox Memory: Volatile, but retained when the same iPod is removed and re-inserted. Jukebox is deleted when a different iPod is inserted or on reboot (or power failure)
Front Panel IR Sensor: Receives URC PSX-1 commands via IR
IR Range (Line of Sight via Infrared): 20-30' depending on the environment
Rear Panel IR Input: Compatible with all MRF and MSC base stations
Ethernet: 10Base-T/100Base-TX network connector
Audio: 2 RCA audio output connectors (L + R)
Composite Video: 1 RCA video output connector (Composite)
Component Video (Y/Pr/Pb): 3 RCA video output connectors
Power: 12V DC (minimum 650 Milliamp wall adapter required)
Size: 6.75" W x 5" D x 1.6" H
Weight: 13.5 oz



More information on Complete Control and other Universal Remote Control products are available on the web at:

www.universalremote.com

© 2008 Universal Remote Control, Inc.

Complete Control is a registered trademark of Universal Remote Control, Inc. Universal Remote Control Lighting by Lutron is a trademark of Universal Remote Control, Inc and Lutron Electronics, Inc. All other brand or product names are trademarks or registered trademarks of their respective companies or organizations.