



HotPoint® 4500/4600 Wireless Access Points

HotPoint® Wireless Access Points

Firetide HotPoint wireless access points deliver a modular access solution for large scale, indoor and outdoor wireless mesh networks. Modular design enables full network and software integration of the access points with a Firetide wireless mesh network while at the same time permitting independent physical placement of the hardware to provide optimal accessibility for Wi-Fi clients.

Seamless Outdoor and Indoor Operation

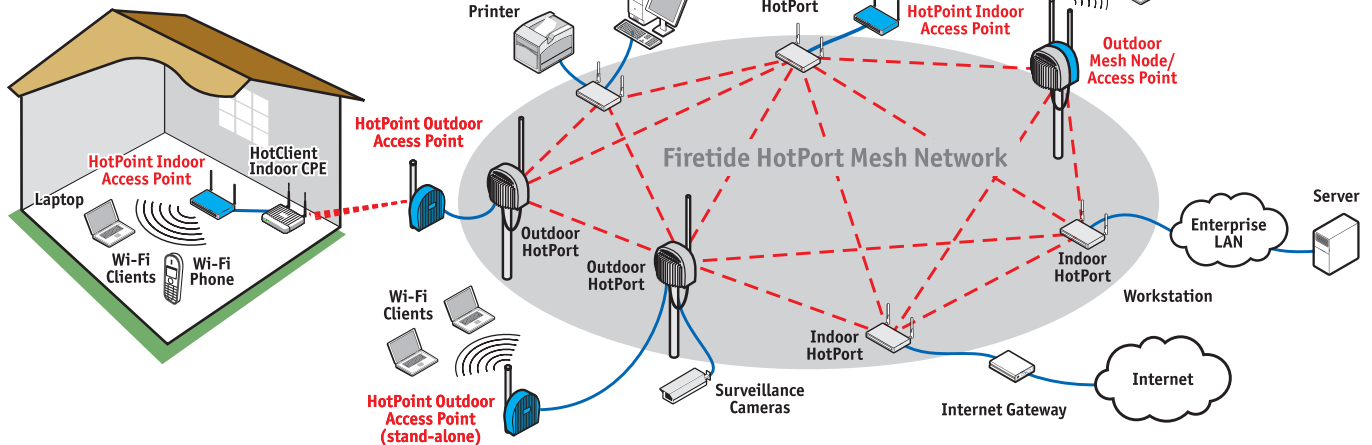
Outdoor HotPoint 4600 access points have rugged NEMA 4X/IP67-rated cast aluminum enclosures and have one weatherproof connector for attaching to a Firetide wireless mesh node or a conventional Ethernet port.



HotPoint 4500 Indoor Access Point



HotPoint 4600 Outdoor Access Point



These units support high gain antennas and can receive power directly from a connected mesh node eliminating the need for an external power supply.

Indoor HotPoint 4500 access points provide wireless access within buildings and moving vehicles. Each indoor access point has a UL2043 plenum-rated enclosure and an RJ-45 connector for attaching to a Firetide wireless mesh node or a conventional Ethernet port.

Access On or Off the Mesh

HotPoint wireless access points can be mounted to a Firetide mesh node to provide Wi-Fi access to any indoor or outdoor location without the need for backhaul cabling. HotPoint access points can also connect directly to a conventional wired infrastructure eliminating the need to install a mesh node in locations where wired connectivity is readily available.

Modularity for Flexible Placement

Unlike conventional mesh networks that combine mesh backhaul and Wi-Fi access in the same enclosure, Firetide mesh nodes and access points can be physically separated allowing system integrators to optimize RF separately for both the mesh backhaul as well as client access.

For example, in a multi-building mesh network, mesh nodes should be placed in areas that enable the best connectivity between buildings which is typically at higher locations. However the best locations for the access points tend to be lower to provide the best connectivity for Wi-Fi clients inside a

building. Because the access points and mesh nodes are kept in separate enclosures, they can be independently positioned for optimal RF connectivity.

Single-point Network Management for Mesh and Access

Whether connected directly to a Firetide wireless mesh network or to a wired infrastructure, the HotPoint access points are fully integrated and managed with the same HotView™ software used to manage Firetide mesh nodes. HotView provides remote management from a centralized location and users can manage all mesh and access traffic from a single console.

Advanced Security and Performance Features

HotPoint access points operate in the 2.4 GHz band and feature WPA2 and WEP encryption, up to 16 SSIDs, industry compliant QoS, and durable enclosures. High-power radios with up to 400 mW provide extended reach and outstanding penetration.

Designed for Hot Spots

Layered service levels can be enabled through Virtual APs (VAPs) and Virtual AP Groups. Each HotPoint AP supports up to 16 VAPs, creating different logical networks with varying levels of security, access, and performance. Additional Hot Spot features include user-based rate limiting, intercell/intracell blocking, captive portal management, walled garden, and client-based policy management.

HotPoint® 4500/4600 Wireless Access Points

Specifications

Models

- HotPoint 4500 Indoor Access Point
- HotPoint 4600 Outdoor Access Point
- 4000-2000 Accessory Kit Bundle for Stand-alone HotPoint 4600

Wireless Interface

- IEEE 802.11b/g
- Frequency range: 2.400 - 2.484 GHz
- Transmit power up to 400 mW
- Manual Transmit Power Control
- 802.11d (Auto Channel Select)
- Typical RX sensitivity:
 - 2.4 GHz, DSSS
 - 1 Mbps: -96 dBm
 - 11 Mbps: -90 dBm
 - 2.4 GHz, OFDM
 - 6 Mbps: -93 dBm
 - 54 Mbps: -74 dBm
- Media Access Protocol: CSMA/CA with ACK
- Range up to 1000 meters depending on client configuration and environment
- Automatic channel assignment

Networking

- Up to 16 SSIDs per HotPoint
- Up to 16 independent VLANs
- DHCP client and server, separate DHCP range per SSID
- WDS (Wireless Distribution System)

Security, Authentication and Encryption

- 802.11i, WPA2
- 40 bit, 104 bit WEP keys
- 128 bit, 256 bit AES keys
- 802.1x, RADIUS authentication
- VPN tunneling and filtering
- SSID suppression
- Firewall
- MAC access control
- NAT
- Rogue AP detection

Management and Configuration

- Integrated mesh and access management
- Multiple user interface options:
 - Centralized management via HotView or HotView Pro
 - Built-in web-based management
 - Command line interface (CLI)
- Remote firmware upgrade
- Auto AP discovery
- Physical AP grouping

Hot Spot Services

- Virtual AP Grouping
- User-based rate limiting
- Intercell/intracell blocking
- Captive portal management
- Walled garden
- Client-based policy management

Client Access Features

- Up to 64 concurrent users simultaneously per HotPoint
- Inter Access Point Protocol (IAPP) enabled per 802.11f
- Fast handoff enabled
- 108 Mbps Turbo Mode
- 802.11e (WMM) (Quality of Service)
- Zero user configuration

Network Ports

- One 10/100 autosense Base-T port
- IEEE 802.3, 802.3u compliant

HotPoint Management Software

- HotView™ management software (bundled)
- HotView Pro™ mesh management software (optional)

Regulatory Agency Certifications

- FCC Part 15
- CE

Warranty

- Hardware: one year limited warranty
- Software: 90 days limited warranty

Outdoor Model

Enclosure

- Cast aluminum NEMA 4X/IP67 enclosure
- Two N-type antenna connectors
- One weatherproof power connector
- One weatherproof Ethernet connector
- System indicator LEDs (power, status, access)
- Weight: 4.8 lbs (2.2 Kg) without external power supply
- Dimensions: 11.00 in x 8.50 in x 2.00 in (27.9 cm x 21.6 cm x 5.1 cm)

Power

- Input voltage: 12-18 VDC via external power supply (16 VDC nominal) or PD/POE capable on Ethernet data connector
- External power supply: 100-240 VAC, 50/60 Hz (not included)
- Power consumption: 9-11 W, depending on configuration

Environmental Specifications

- Operating temperature: -20 °C to +55 °C (-4 °F to +131 °F)
- Storage temperature: -40 °C to +70 °C (-40 °F to +158 °F)
- Humidity (non-condensing): 10% to 90%
- Storage humidity (non-condensing): 10% to 90%

Included Accessories

- Antennas: one pair, 2.4 Ghz, 5 dBi, omni directional
- Mounting bracket kit for pole and wall mounting
- One weatherproof, PoE-compatible, Ethernet cable

Optional Accessories

- Antennas: 2.4 GHz, 7.5 dBi or 8.0 dBi, omni directional
- Cable Assemblies: 1.5 m or 5 m length LMR400 cable with low loss lightning suppressor
- Stand alone accessory kit bundle with power supply adapter

Indoor Model

Enclosure

- UL2043 Plenum-rated
- Antenna connector: SMA reverse polarity female (quantity 2)
- Power connector (2.1 mm, center positive)
- Ethernet data connector (RJ-45)
- Reset button (recessed)
- Security slot for physical locking device
- System indicator LEDs (power, uplink, status, access)
- Weight: 2.2 lbs (1.0 Kg) without external power supply
- Dimensions: 9.00 in x 5.84 in x 1.10 in (22.9 cm x 14.8 cm x 2.8 cm)

Power

- Input voltage: 5 VDC via external power supply
- External power supply: 100-240 VAC, 50/60 Hz
- Power consumption: 8-10 W, depending on configuration

Environmental Specifications

- Operating temperature: 0 °C to +50 °C (32 °F to +122 °F)
- Storage temperature: -20 °C to +70 °C (-4 °F to +158 °F)
- Humidity (non-condensing): 10% to 90%
- Storage humidity (non-condensing): 10% to 90%

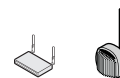
Included Accessories

- AC power adapter with North American AC power cable
- Antennas: one pair, 2.4 GHz, 5 dBi, omni directional
 - Connectors: SMA, reverse polarity
 - Length: 6.25 in (15.5 cm)

Optional Accessories

- Mounting kit for secure wall, ceiling, tabletop, or cubicle installation

Other Firetide Products



Mesh Nodes

HotPort Indoor & Outdoor Mesh Nodes



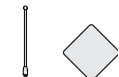
CPE

HotClient Indoor & Outdoor Customer Premises Equipment



Software

HotView & HotView Pro Mesh Management Software, HotView Controller Mobility Software



Accessories

Antennas, Mounting Kits, Cables, etc.



www.firetide.com

140 Knowles Drive
Los Gatos CA 95032

Phone: +1 408-399-7771

Fax: +1 408-399-7756

Email: info@firetide.com