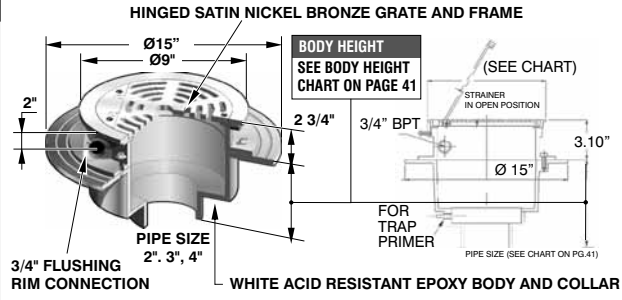


## F1650 SERIES FLUSHING RIM FLOOR DRAIN



PARTS (*) Denotes outlet size (2", 3" or 4")					
A1-BODY	A3-PG	HS-1	F165(*)T-PB	F1650-PC-50	F1650-TA-1



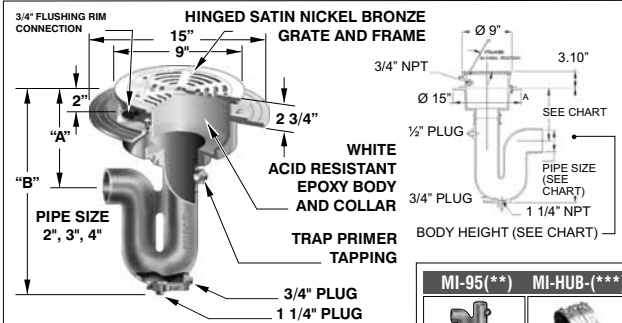
A.R.E. COATED CAST IRON BODY WITH HINGED GRATE & FLUSHING RIM CONNECTION			
MODEL NUMBER	WT. Lbs	STAINLESS STEEL (-3)	NICKEL BRONZE (-1)
F1652,3,4	33.00	\$ 1346.00	\$ 1346.00

ANSI/ASME RATING					
STRAINER	FREE AREA	LOAD RATING	STRAINER	FREE AREA	LOAD RATING
9" DIA NB	18.0 IN <sup>2</sup>	2000-4000 lbs	9" DIA SS	18.0 IN <sup>2</sup>	5000-7499 lbs

F1650 AND F1650-G OPTIONAL VARIATIONS:			
SUFFIX	DESCRIPTION	LIST PRICE	
-30	PVC socket connection body (F1650 only) (2", 3", 4")	No Add	
-31	ABS socket connection body (F1650 only) (2", 3", 4")	No Add	
-A	Loose set grate	\$150.00	
-6	Vandal proof fixed grate (TR25 Torx and pin)	\$ 76.00	
P	Push on outlet (2", 3", 4")	No Add	
T	Threaded outlet (2", 3", 4")	\$ 40.00	
X	Inside caulk outlet (2", 3", 4")	No Add	
-Z	Extended wide flange (20" dia. X 1/4" thick)	P.O.A.	

FLOOR DRAINS

## F1650-G FLUSHING RIM FLOOR DRAIN WITH DEEP SEAL TRAP & FLUSHING CONNECTION



PARTS (** Denotes outlet size (2", 3" or 4") (***) Denotes connection size (2", 3" or 4")					
A1-BODY	A3-PG	HS-1	F165(**)T-PB	F1650-PC-50	F1650-TA-1

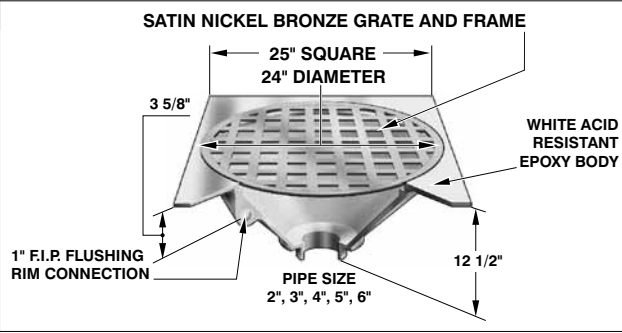
F1650-G BODY HEIGHT			
PIPE SIZE	"B" BODY HEIGHT	"A" DIMENSION THREADED OUTLET	"A" DIMENSION NO HUB OUTLET
2" (51)	20 3/4"	12 5/16"	12 5/16"
3" (76)	24 1/4"	13 1/2"	13 1/2"
4" (102)	25 7/8"	14"	14"

ANSI/ASME RATING					
STRAINER	FREE AREA	LOAD RATING	STRAINER	FREE AREA	LOAD RATING
9" DIA NB	18.0 IN <sup>2</sup>	2000-4000 lbs	9" DIA SS	18.0 IN <sup>2</sup>	5000-7499 lbs

A.R.E. COATED CAST IRON BODY W/HINGED GRATE, INTEGRAL TRAP & FLUSHING RIM CONNECTION			
MODEL NUMBER	WT. Lbs	NICKEL BRONZE (-1)	STAINLESS STEEL (-3)
F1652,3,4-G	50.00	\$1288.00	\$1288.00

Trap with flushing connection

## F1660 SERIES 24" LARGE CAPACITY FLUSHING RIM FLOOR DRAIN

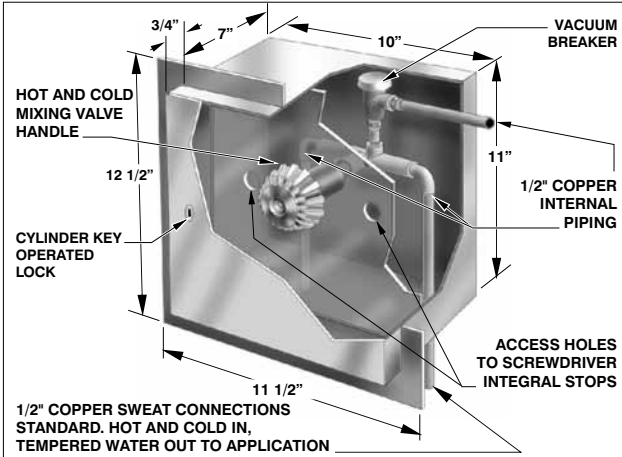


ANSI/ASME RATING		
STRAINER	FREE AREA	LOAD RATING
24" DIA.	232.0 IN <sup>2</sup>	UP TO 4999 lbs

LACQUERED CAST IRON BODY W/NICKEL BRONZE GRATE & FRAME & FLUSHING RIM CONNECTION		
MODEL NUMBER	WT. Lbs	NICKEL BRONZE (-1)
F1662,3,4,6	118.00	\$8569.00

F1660 OPTIONAL VARIATIONS:			
SUFFIX	DESCRIPTION	LIST PRICE	
-5	Sediment bucket	\$600.00	
-6	Vandal proof fixed grate (TR30 Torx and pin)	\$106.00	
-G	Trap with flushing connection	\$381.00	
-P	Push on outlet (2", 3", 4")	No Add	
T	Threaded outlet (2", 3", 4")	\$ 40.00	
X	Inside caulk outlet (2", 3", 4")	No Add	
-8	Backwater valve (BV1250 Series)	\$195.00	
-13	Galvanized body (Min. order 25 pcs. or P.O.A.)	\$828.00	
-30	PVC socket connection body (2", 3", 4")	No Add	
-31	ABS socket connection body (2", 3", 4")	No Add	

## F1670 WATER SUPPLY CONTROL BOX



MIFAB Series F1670 water supply control box manufactured from Type 304 stainless steel. Box complete with cylinder key lock. Features single hot and cold mixing valve handle and atmospheric type vacuum breaker with integral screwdriver stops.

Recommended for installation with flushing rim & garbage can wash drains (F1650 and F1350-Y-36)

WATER SUPPLY CONTROL BOX		
MODEL NUMBER	WT. Lbs	STAINLESS STEEL (-3)
F1670	18.00	\$2761.00

WATER SUPPLY CONTROL BOX OPTIONAL VARIATIONS:		
SUFFIX	DESCRIPTION	LIST PRICE
-LM	Less internal assembly vacuum breaker and mixing valve)(deduct)	-\$ 727.00
-RK	Seal repair kit	P.O.A.
-S	Surface mounted	No Add

Design and dimensions are subject to modification. Prices do not include applicable taxes.

Visit [www.mifab.com](http://www.mifab.com) for the most recent product information.