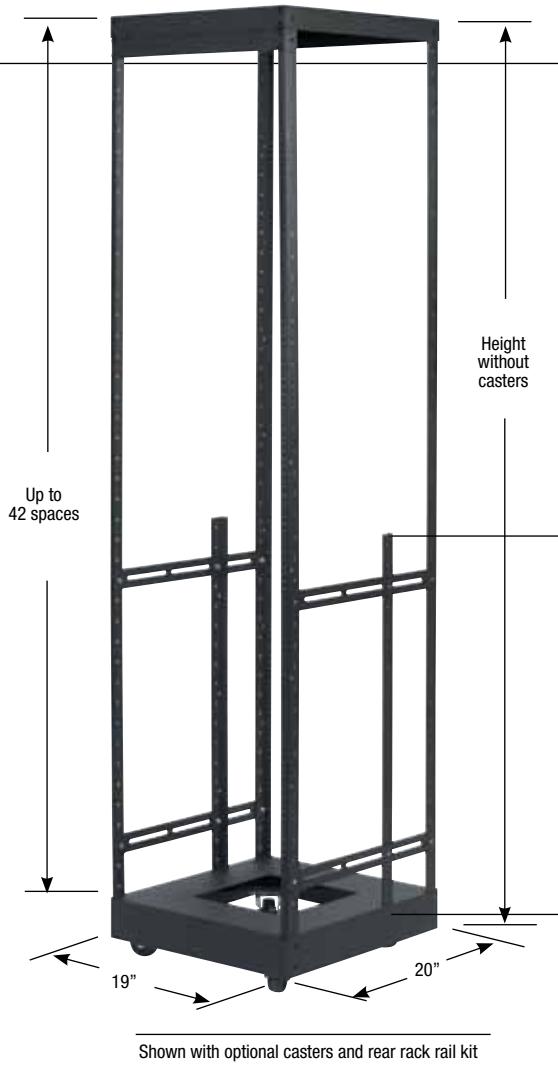


SKR skeleton rack

Raxxess "Skeleton Racks" are so named because of a "Bare Bones" approach to racking audio equipment. Constructed of four pieces of 11-gauge steel rack rail and a top and bottom pan of 16-gauge cold rolled steel, the surprisingly strong Skeleton Rack assembles in less than five minutes. Optional side panels and doors are available for standard sizes (12, 24 and 42 spaces). Available in 20, 26 or 30" depths.



Shown with optional casters and rear rack rail kit

optional

Optional rear rack rail kit includes 4 horizontal members.



Perforated front door (SKRD-P)

Plexi front door (SKRD-PLX)

Solid front/rear door (SKRD)

Steel side panels (SKR-SP)

features

- 20, 26 & 30" depth available
- Easily gangable
- Quick assembly
- Economical shipping (UPS)
- Up to 42 spaces (73-1/2")

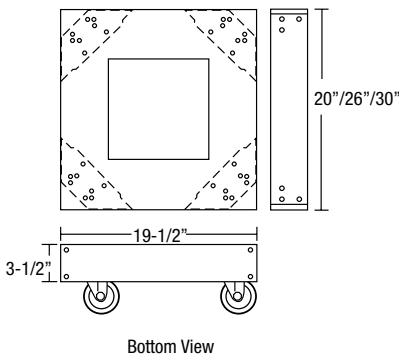


Use CASTER/CM Sold in sets of 4.

*Locking casters not recommended.



SKRS Optional Shelf for SKR rack.



Model	Racking Height	Depth	Width	Height	Height w/casters	Weight Capacity
SKR-12-20/26/30*	12 space (21")	20"/26"/30"	19-1/2"	26-1/2"	28-1/4"	300lb.
SKR-24-20/26/30*	24 space (42")	20"/26"/30"	19-1/2"	47-1/2"	49-1/4"	300lb.
SKR-42-20/26/30*	42 space (73-1/2")	20"/26"/30"	19-1/2"	79"	80-1/4"	400lb.

* Other sizes available as special order. To calculate height for custom sizes, multiply total number of desired rack spaces x 1.75" and add 5.5".

finish
Black Powder Coat



RACKS/ENCLOSURES

SWR sectional wall rack

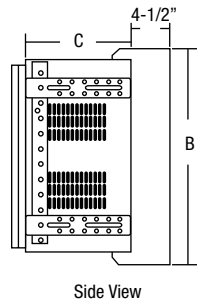
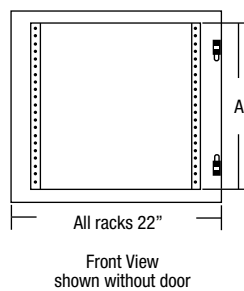
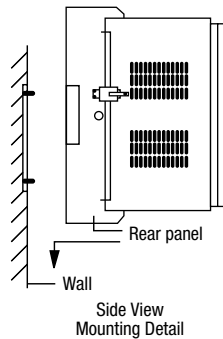


The Raxxess sectional wall racks have been re-designed with ease of installation, security and structural integrity in mind. The SWR series is a fully welded enclosure. The back pan is reinforced at the hanging points to minimize the possibility of tear-out. Welded stiles and rails eliminate cabinet distortion while an extended bottom lip provides support for the center section during installation and use. The center section pivots on alloy steel socket pins, that thread into weld nuts on the cabinet. These pins aid during installation making it possible for one person to install the rack with just the use of a hex key. The rack is equipped with fully adjustable, 11 gauge rack rail, ventilated sides, and a variety of conduit knockouts in the top and bottom. Further, there are abundant tie off points throughout the rack. Keyed locks are standard between the rear and center sections and between the center and the optional front door. The SWR can be set up so that both the center section and door can swing left or right. The rack is finished in durable, black powder coat.



Shown with optional locking rod and optional front door.

finish
Black Powder Coat

optional



- ### features
- Fully welded construction
 - Alloy steel socket pins reduce sag
 - Cabinet section & optional door swing left or right
 - Fully adjustable rack rail
 - Abundant cable tie-off points

Model	Overall Height (B)	Racking Height (A)	Height	Center Depth (C)	Rear Depth	Overall Depth w/door	Rackable Depth	Width	Weight Capacity	Power Options
SWR-10-12	24-1/2"	10 space (17-1/2")	21-3/4"	12"	4-1/2"	17-3/4"	15"	22"	150lbs.	PD800L*
SWR-10-17	24-1/2"	10 space (17-1/2")	21-3/4"	17"	4-1/2"	22-3/4"	20"	22"	150lbs.	PD800L*
SWR-18-12	38-1/2"	18 space (31-1/2")	35-3/4"	12"	4-1/2"	17-3/4"	15"	22"	200lbs.	LPPS-3*
SWR-18-17	38-1/2"	18 space (31-1/2")	35-3/4"	17"	4-1/2"	22-3/4"	20"	22"	200lbs.	LPPS-3*
SWR-24-17	49"	24 space (42")	46-1/4"	17"	4-1/2"	22-3/4"	20"	22"	300lbs.	LPPS-6*

* MPS (modular panel strips) also available. See page 14

