

THERMAL MANAGEMENT

CLS-P passive vent

This ABS plastic, louvered vent fits neatly into a 3 inch round hole for surface mounting. Grill face is 3-1/2" square. Perfect for use in smaller cabinets and credenzas or in conjunction with our TKV-P toe kick vent.



CLS-P

CLS-A active vent


This ABS plastic, louvered vent fits neatly into a 3 inch round hole for surface mounting. Grill face is 3-1/2" square. Perfect for use in smaller cabinets and credenzas or in conjunction with our TKV-P toe kick vent. Comes with power supply and fans.



CLS-A

LVT-P passive large vent

This ABS plastic large louvered vent fits neatly into a 3-3/4" x 7-7/8" rectangular opening and has a grill face size of 5" x 10". May be used with TKV-P vent, shown below, to facilitate movement of air through a cabinet or closet.



LVT-P

LVT-A active large vent


This ABS plastic large louvered vent fits neatly into a 3-3/4" x 7-7/8" rectangular opening and has a grill face size of 5" x 10". May be used with TKV-P vent, shown below, to facilitate movement of air through a cabinet or closet. Comes with power supply and fans.



LVT-A

TKV-P toe kick vent

This ABS plastic louvered vent fits neatly into a 2" x 15-1/2" rectangular opening and has a grill face size of 2-5/8" x 17-1/2". Used in conjunction with the CLS-A or LVT-A for active cooling.



TKV-P



BRG-12D
Shown with TKV-P



BRG-20
Shown with LVT-P



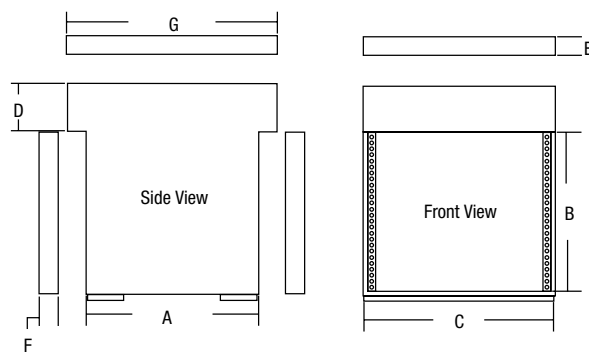
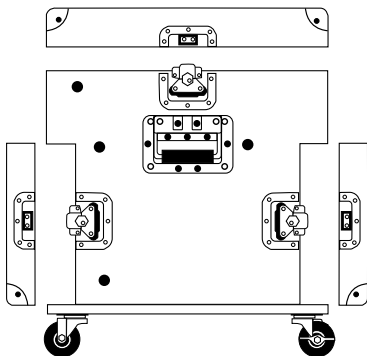
CR converta rack recessed

Ideal for the dj or musician who values their time. After removing the top panel a 10 or 12 space rack can be moved to any of 8 different stops from zero to 45°. Removing the front panel allows the use of 6 or 10 spaces of equipment. Remove the rear cover and there is easy access for connecting cables. The Converta rack is constructed with 1/2" plywood with black carpet covering, recessed spring loaded handles and latches. Casters are standard with CR-10/10 and CR-12/10. Optional caster base available for CR-10/6.



CR-SM surface mount

Same features as recessed rack (see above), but moves equipment out to be flush mounted to the outside when open.



- features**
- Available in 3 standard sizes (CR-10/6, CR-10/10, CR-12/10)
 - Portable and easy to use
 - Quick and easy set-up
 - Rugged, carpeted exterior

Model	Racking Depth (A)	Racking Height (B)	Width (C)	Mixer Depth (D)	Top Lid (E)	Front/Rear Lid (F)	Total Depth (G)
CR-10/6	16-1/2"	10-1/2"	20-1/2"	5"	2-1/2"	2"	20"
CR-10/10	16-1/2"	17-1/2"	20-1/2"	5"	2-1/2"	2"	20"
CR-12/10	19"	17-1/2"	20-1/2"	5"	2-1/2"	2"	23-1/4"