

Workbenches and Shop Equipment



tennsco
SYSTEMS FOR SUCCESS

All Purpose Workbenches

Tennsco Workbenches are constructed of only the finest materials and represent the hallmark of strength and durability. And with a complete selection of optional add-on components, including side and back stops, risers, stackable drawers and lower shelves, these highly efficient units insure maximum productivity in the workplace.

Roomy Workspace

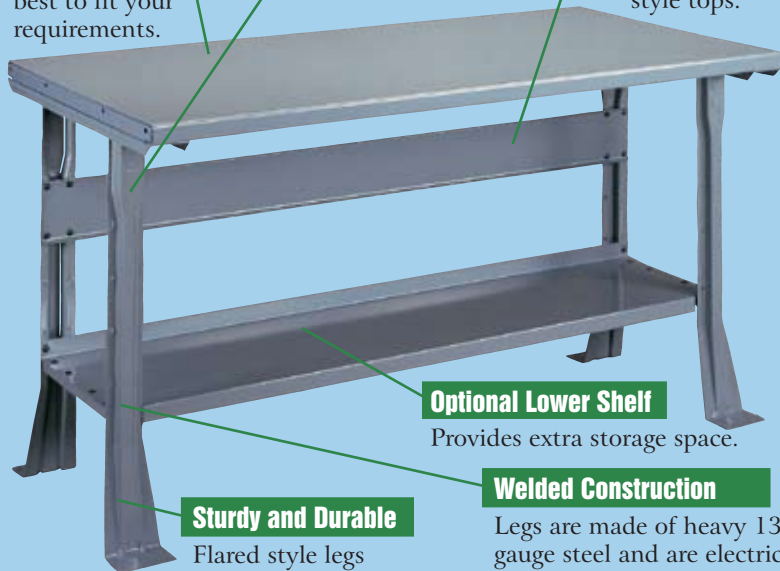
Large smooth surface available in various sizes best to fit your requirements.

Optional A/C Power

Knock-outs in legs allow for handy electrical outlets.

Stringer

14 gauge stringer connects legs together for added stability. Shipped standard with all style tops.



Optional Lower Shelf

Provides extra storage space.

Sturdy and Durable

Flared style legs provide a wide base for stability while allowing for knee room. Holes in feet permit bolting to the floor.

Welded Construction

Legs are made of heavy 13 gauge steel and are electrically welded into a one piece rigid framework. Adjustable legs are designed to support up to 4,000 lbs. per pair. Flared legs are designed to support up to 6,000 lbs. per pair.

Extra Storage Space

A lower shelf, a top mounted riser or a lockable drawer can be added for convenient storage of tools and parts. Optional adjustable style leg conforms to work height requirements.



Four Top Styles

Tennsco Workbenches come with four durable top options:

- 12 gauge steel with 14 gauge reinforcement channel at each end.
- Solid laminate maple with "butcher block" construction sanded smooth.
- High-pressure white plastic laminate.
- Compressed wood top has edges banded with hard maple and sealed for durability.



Electronic Workbenches

Tennsco's Electronic Workbenches feature a panel leg construction with the option of adding numerous electrical outlets, allowing for a variety of applications such as testing equipment and electronic component assembly.

Smooth Work Surface

Our high pressure plastic laminate tops are a smooth non-conductive surface well suited for electronic assembly.

Electronic Riser

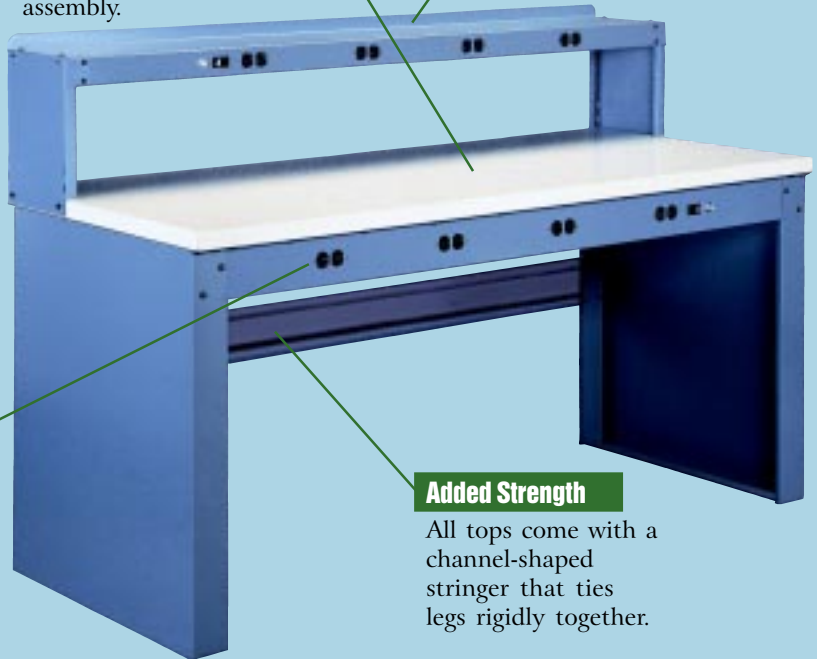
Riser adds needed storage space and the ability to add electrical outlets at a convenient height.

Power at Your Fingertips

Tops supported by complete steel framework. Front panel will accept four duplex electrical outlets.

Added Strength

All tops come with a channel-shaped stringer that ties legs rigidly together.



Convenient Master Switch

Controls power to all four duplex outlets. Circuit breaker includes handy reset button.



Contemporary Style Legs

Panel leg design features a sleek, closed end that is both functional and good looking.



For additional accessories see pages 5-7

tennsco

SYSTEMS FOR SUCCESS

Modular Unit Benches

These 24" deep modular units come in either a cabinet or four-drawer style. They can be used separately or to support one of our standard tops.

Expandable

Pre-punched holes allow units to be bolted side-by-side.

Super Sturdy

Heavy gauge welded steel construction in drawers and cabinets provides stability.

Power at Your Fingertips

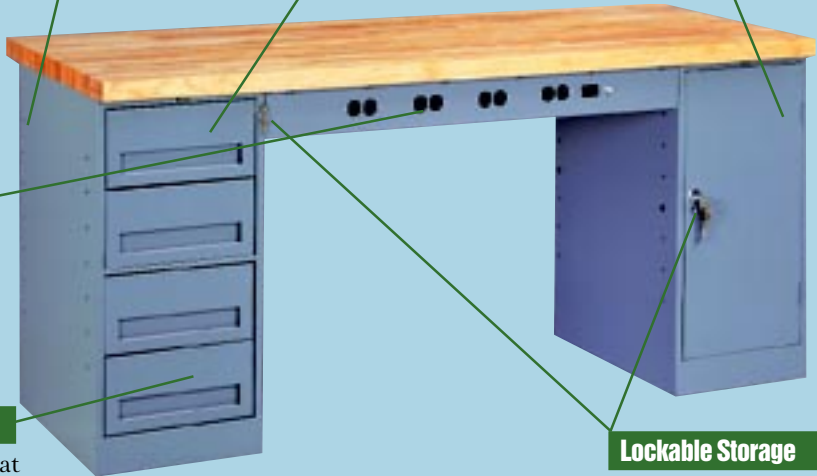
Optional Outlet Panel and Wiring Kit can be added to provide convenient electrical service. Available in 72" width only.

Roomy Drawers

Removable drawers have a flat bottom for laying on work surface. An adjustable divider with card holder is provided. All drawers extend completely for total access to each drawer's contents.

Lockable Storage

Modular units come standard with key locks. On drawer units, one lock secures all four drawers.



Locking Door

Cabinet door has lockable chrome handle, and pan stiffener. Great for storing valuable tools and testing equipment. Full sized shelf adjustable on 3" centers.



Smooth Operation

Removable drawers feature a recessed handle for ease of use, while nylon rollers provide smooth, quiet operation.



For additional accessories see pages 5-7

Workbench Accessories



Steel Top

Durable 12 gauge steel work surface reinforced with 14 gauge end channels. Smooth surface will not absorb oil or crack. Baked enamel finish resists rust. Load rating: 200 lbs. per sq. foot evenly distributed.

Plastic Laminate Top

High pressure white plastic laminate top and edges with particleboard core. Non-conductive smooth surface is ideal for electronics assembly. Load rating: 125 lbs. per sq. ft. evenly distributed.



Hard Maple Laminate Top

Solid laminated maple features butcher block construction to resist warp. Resandable surface is ideal for delicate machined parts and dies. Load rating: 150 lbs. per sq. ft. evenly distributed.

Compressed Wood Top

Tempered hardboard top and bottom surface laminated to compressed wood core banded on all sides with hard maple. Ideal for assembly work. Load rating: 125 lbs. per sq. ft. evenly distributed.



Workbench Riser

Adds extra storage to workbenches for increased efficiency and convenience. Can be double stacked. Perfect for storing tools or test equipment at a convenient height. Risers are 16 gauge steel.



Electronic Riser

Provides extra storage space above work bench plus convenient electrical service for power tools, test equipment, etc. Knockouts for four duplex receptacles and switch. Requires writing kit on page 7. May be double stacked.

Side and Back Rail Kit

3" height prevents parts and small objects from falling off sides and back. Rails bolt to any workbench top and can be used with other bench accessories. Rails are 16 gauge steel.



tennsco

SYSTEMS FOR SUCCESS

Workbench Accessories



Lower Shelf

Increases workbench storage space below work surface. Shelf is 16 gauge steel.

Lower Shelf (Modular)

Handy shelf/footrest attaches to modular units. Stores parts, tools, and other needed items. Shelf is 16 gauge steel.



Flared Legs

Flared legs are constructed of all welded 13 gauge steel with 14 gauge lower cross members. Available in three heights and three depths.



Adjustable Legs

Now you can adjust workbenches to meet changing work requirements without replacing them. Adjust from 27⁷/₈" to 35³/₈" high in 1¹/₂" increments.



Caster Kit

Add mobility to adjustable leg workbenches. Caster kit offers 3" wheel for easy mobility.



Panel Legs

Box formed legs from 16 gauge steel. Use with steel, white plastic laminate, compressed wood, or hard maple tops.



Stackable Drawer

Unit may be stacked on top of workbench or mounted underneath. Nylon roller glides provide smooth drawer operation. Includes

padlock hasp, drawer divider, removable tray and knock-out for key lock. When mounting to electronic workbench, use Mounting Angles; when mounting to steel top, use Mounting Channels. Mount directly to all other tops.

Drawer Divider

Add extra dividers to stackable drawers for customized storage solutions to accommodate various sized tools or materials.



Drawer Cam Lock

Provides convenient key lock to stackable drawers. Field installable.



Modular Storage Cabinet

Storage cabinet comes standard with key lock. Mounts to either basic or electronic workbenches. Cabinet

is constructed of heavy gauge steel, and is welded for strength. Base raises opening above floor level. Additional shelves are available.

Three-Drawer Pedestal

Drawer pedestal mounts to basic or electronic workbenches. Comes with one file drawer and two box drawers.



Modular Drawer Cabinet

Four drawer unit features removable drawers with recessed handles for easy opening.

Nylon rollers provide smooth, quiet operation. Each drawer comes with one adjustable divider with card holder. Keylock locks all four drawers simultaneously.



Electronic Outlet Panel for Panel Leg Units

Provides mounting plate for four duplex outlets on panel legs. Wiring Kit sold separately.



Mounting Angles

Mounts stackable drawer unit on electronic workbench. Pre-drilled holes and slots provide ease of assembly.



Electronic Outlet Panel for Modular Units

Provides mounting plate for four duplex outlets on Modular units. Wiring Kit sold separately.



Mounting Channels

Mounts either stackable drawer or modular cabinet to steel tops. Pre-drilled holes and slots for ease of assembly.



Wiring Kit



Comes complete with four duplex receptacles, on/off switch with pilot light, 8 foot grounded cord and plug, 15 amp, 115 volt service and circuit breaker. Prewired for quick installation. Use with electronic riser (pg. 5), outlet panels (above), or electronic workbench (pg. 3).



SYSTEMS FOR SUCCESS

Stur-D-Bench Workbenches

Stur-D-Bench Workbenches are the affordable answer to your most demanding tasks. Keep tools and supplies within easy reach for added convenience and productivity. Assembles easily with unique interlocking keyhole slot design.

Plentiful Work Area

Workbenches are 60" wide with a choice of 24" or 30" depths.

Accessible Storage

Riser and shelf is 60" wide, 12" deep, with a 2" lip to prevent items from falling. Riser shelf is reversible if flat surface is desired. Holds up to 750 lbs., evenly distributed.

Convenience

Pegboard back accepts standard hanging hooks* to keep tools close at hand.

Industrial Strength

Sturdy particleboard bench top holds up to 2000 lbs., evenly distributed

Easy Assembly

Interlocking keyhole slot design allows assembly with just a mallet.

No Sharp Edges

Soft vinyl dip molded caps cover all exposed edges.


Heavy-Duty Suspensions

Drawers glide on progressive, steel ball bearing suspensions for easy opening.

Protect Flooring

Plastic polyethylene foot covers protect floors and carpets.

**Pegboard hooks are not included. May be purchased locally.*



Designed to Meet Your Needs

Depending on your application, choose between a full-width drawer unit with a 60" riser, 60" drawer, and 60" lower shelf or a half-width drawer unit with a 60" riser, 30" drawer, and 30" lower shelf.



Photo shown with optional second drawer.

Heavy-Duty Drawers

Keep tools organized and accessible. Full-length drawers glide effortlessly on progressive steel ball-bearing suspensions while particleboard bottoms provide a 150-pound capacity per drawer. Standard configuration includes one drawer. Additional drawers can be installed anytime.



Available in Accent Blue only

Mobile Units

Designed to move heavy parts and tools to your worksite. Mobile Workbenches feature all-welded construction from heavy gauge steel. Select from two styles.

Mobile Workbench with Cabinet and Four Drawers

Smooth Surface

Hardboard laminated to the bench top provides a smooth work surface.

Side and Back Guards

Side and back guards prevent items from rolling off top.

Drawer Lock

Comes with a gear lock to secure all drawers simultaneously.

Ample Drawer Space

Comes with four drawers on the left hand side. Each drawer comes with one adjustable divider with card holder.

Wheel Locks


Comes with two fixed and two locking swivel casters for easy steering.

Cabinet Shelf

Comes standard with one cabinet shelf; extra shelf for cabinet is also available.

Lockable Cabinet

Protects valuable tools and equipment.



Also Available: Mobile Workbench with Cabinet and One Drawer



Mobile Workbench comes with a large, lockable storage cabinet unit with a shelf adjustable on 3" centers. Left side features a top drawer and an adjustable shelf for convenient access to contents.

tennsco

SYSTEMS FOR SUCCESS

Foreman's Desks

Foreman's desks provide a convenient yet sturdy writing surface with the added capability of storing a variety of supplies in a lockable cabinet. Ideal for the industrial workplace, businesses, schools and institutions. Available in both closed and open styles.

Foreman's Desk Closed Style

Sturdy Writing Table

Large sloping surface leaves plenty of room for paperwork and supplies.

Additional Storage

Compartmentalized riser is perfect for storing writing utensils, forms and papers.

Lockable Drawer

For easy access to additional supplies

Heavy Steel Construction

14 gauge corner posts and heavy steel construction assures long life.

Roomy Lockable Storage Cabinet

Large storage area with 3-point locking system boasts two shelves for storing tools and other supplies.




Also Available: Foreman's Desk Open Style



In situations where you don't need a lockable storage cabinet, the added legroom permits the use of a stool for seated comfort. The handy shelf can be used for storage of bulky items or as a footrest.

Also Available: Wall Mounted Foreman's Desk



Add a handy work surface anywhere. Wall mounted desk is perfect anywhere especially where floor space is limited.

Service Carts

A valuable addition to any work area. Portable service carts with top and bottom trays to house an assortment of tools, parts, and odds and ends.

Transport Tools

Great for bringing all your tools to the repair site. Everything is within reach and the top shelf can serve as a work area.



Tubular Push handle

Push handle is rounded to allow for a firm, comfortable grip.

Versatile Components

Top tray can be inverted to provide flat work surface.

Flexible

Optional tray may be added to the cart anytime for additional storage.

Size Selection

Available in two different sizes to meet a variety of needs.

360° Turning

Two rigid and two swivel casters provide maximum steering control in confined areas.

Slotted Angle

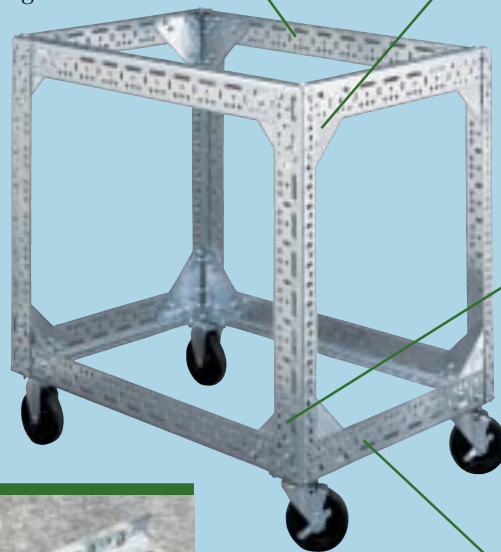
Build your own carts, racks, platforms, benches, scaffolds or stairs to fit your exact needs. Tennsco's slotted angle can be cut to size with a hacksaw or angle cutter and then bolted together to form an almost limitless array of configurations.

Galvanized Finish

Slotted angle is available in a tough, durable galvanized finish.

Heavy Duty Construction

Gusset plates let you reinforce corner sections to provide as much rigidity as desired.



Hardware Included

Each bundle comes complete with 38 cadmium steel nuts and bolts.

Slotted Angle Cleats

Slotted Angle Cleats for joining and reinforcing sections come in 12 or 14 gauge steel. Angle dimensions: 14 gauge - 2 1/4" x 1 1/2"; 12 gauge - 3" x 1 1/2".



Different Strengths

Provided in 14 and 12 gauge steel in 10 and 12 foot lengths.

tennsco

SYSTEMS FOR SUCCESS

All Tennsco Workbenches and Shop Equipment are available in a long-lasting, tough, baked-on enamel finish to ensure years of lasting beauty. Choose from three standard finishes.



Medium Grey



Light Grey



Sand

Finishes shown above are only representative of the actual finishes. If greater accuracy is required contact your local Tennsco dealer for additional information.

A WORD ABOUT TENNSCO

Tennsco Corp., headquartered in Dickson, Tennessee, began operations in 1962. Today, Tennsco is an industry leader with over 1.4 million square feet of manufacturing and warehouse space in six facilities. Tennsco offers a wide variety of filing and storage systems, steel office furniture, industrial and institutional shelving, lockers and shop equipment.

For additional information on other Tennsco products, contact:

tennsco

SYSTEMS FOR SUCCESS

Mailing Address:

P.O. Box 1888
Dickson, TN 37056-1888

Shipping Address:

201 Tennsco Drive
Dickson, TN 37055

Toll Free Customer Service: (866) 446-8686 • Fax (866) 445-7260

Toll Free Ordering: (866) 864-4796

(615) 446-8000 • (800) 251-8184 • Fax (800) 722-0134

www.tennsco.com • info@tennsco.com