

Light Duty Bush Type: MAL, 2MAL



Features: Can handle up to 20 HP @ 1750 RPM. Bore range 1/2" to 1-1/2".
1 & 2 grooves, A & 3L-4L belts.

Note: DO NOT use these gray cast iron sheaves with rim speeds in excess of 6500 feet per minute.

MAL (A & 3L-4L V-BELTS)

This entire product series uses the "L" Bushing

1 GROOVE

D.D. (3L) Belts	D.D. A (4L) Belts	O.D.	Part No.	Cross Ref.	List Price	Mult. Sym.	Type	Dimensions*				Approx. Wt. (lbs)
								E	F	L	M	
2.46	2.8	3.05	MAL30	AK30H	19.06	LDS13	1B	3/8	3/4	1 11/32	31/32	1.15
2.66	3.0	3.25	MAL32	AK32H	19.36	LDS13	1B	3/8	3/4	1 11/32	31/32	1.30
2.86	3.2	3.45	MAL34	AK34H	19.64	LDS13	1B	3/32	3/4	1 11/32	11/16	1.20
3.16	3.5	3.75	MAL37	AK39H	20.78	LDS13	1B	3/32	3/4	1 11/32	11/16	1.50
3.36	3.7	3.95	MAL39	AK41H	21.06	LDS13	1B	3/32	3/4	1 11/32	11/16	1.75
3.66	4.0	4.25	MAL42	AK44H	21.34	LDS13	1B	3/32	3/4	1 11/32	11/16	2.05
3.86	4.2	4.45	MAL44	AK46H	21.62	LDS13	1B	3/32	3/4	1 11/32	11/16	2.25
4.16	4.5	4.75	MAL47	AK49H	21.92	LDS13	3W	3/32	3/4	1 11/32	11/16	2.10
4.36	4.7	4.95	MAL49	AK51H	22.20	LDS13	3W	3/32	3/4	1 11/32	11/16	2.35
4.66	5.0	5.25	MAL52	AK54H	22.48	LDS13	3W	3/32	3/4	1 11/32	11/16	2.65
4.86	5.2	5.45	MAL54	AK56H	22.80	LDS13	3W	3/32	3/4	1 11/32	11/16	2.75
5.16	5.5	5.75	MAL57	AK59H	23.24	LDS13	5A	3/32	3/4	1 11/32	11/16	2.60
5.36	5.7	5.95	MAL59	AK61H	23.72	LDS13	5A	3/32	3/4	1 11/32	11/16	2.50
5.66	6.0	6.25	MAL62	AK64H	24.32	LDS13	5A	3/32	3/4	1 11/32	11/16	2.60
5.86	6.2	6.45	MAL64	AK66H	25.08	LDS13	5A	3/32	3/4	1 11/32	11/16	2.70
6.16	6.5	6.75	MAL67	AK69H	27.48	LDS13	5A	3/32	3/4	1 11/32	11/16	2.85
6.36	6.7	6.95	MAL69	AK71H	28.96	LDS13	5A	3/32	3/4	1 11/32	11/16	2.90
6.66	7.0	7.25	MAL72	AK74H	30.36	LDS13	5A	3/32	3/4	1 11/32	11/16	3.10
7.16	7.5	7.75	MAL77	AK79H	33.08	LDS13	5A	3/32	3/4	1 11/32	11/16	3.35
7.66	8.0	8.25	MAL82	AK84H	35.20	LDS13	5A	1/8	3/4	1 11/32	23/32	3.85
8.16	8.5	8.75	MAL87	AK89H	37.92	LDS13	5A	3/32	3/4	1 11/32	11/16	4.10
8.66	9.0	9.25	MAL92	AK94H	40.96	LDS13	5A	3/32	3/4	1 11/32	11/16	4.40
9.16	9.5	9.75	MAL97	AK99H	43.52	LDS13	5A	3/32	3/4	1 11/32	11/16	4.60
9.66	10.0	10.25	MAL102	AK104H	44.12	LDS13	5A	3/32	3/4	1 11/32	11/16	4.90
10.16	10.5	10.75	MAL107	AK109H	46.36	LDS13	5A	3/32	3/4	1 11/32	11/16	5.20
10.66	11.0	11.25	MAL112	AK114H	47.84	LDS13	5A	3/32	3/4	1 11/32	11/32	5.55
11.66	12.0	12.25	MAL122	AK124H	52.28	LDS13	5A	3/32	3/4	1 11/32	11/16	5.90
12.66	13.0	13.25	MAL132	AK134H	60.28	LDS13	5A	3/32	3/4	1 11/32	11/16	6.55
13.66	14.0	14.25	MAL142	AK144H	67.72	LDS13	5A	3/32	3/4	1 11/32	11/16	7.30
14.66	15.0	15.25	MAL152	AK154H	74.52	LDS13	5A	3/32	3/4	1 11/32	11/16	9.80
17.66	18.0	18.25	MAL182	AK184H	88.00	LDS13	5A	3/32	3/4	1 11/32	11/16	9.95

P.D. for "A" (4L) Belts = O.D.

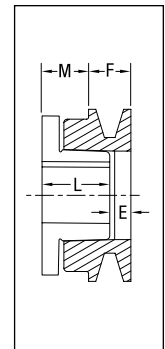

P.D. for "3L" Belts = D.D.+0.25 = O.D.-0.34

* Dimensions to closest fraction.

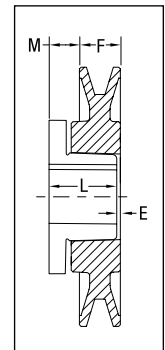
Legend: "E" and "M" dimensions may vary according to shaft tolerance.

With "L" bushing only reverse mounting is possible.

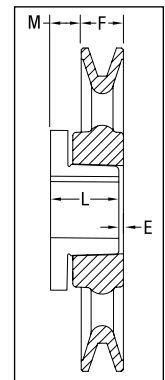
Type of sheave "T": A = arms; B = block; W = web



TYPE 1



TYPE 3



TYPE 5