

Forged Steel Fittings

Class 6000 Threaded


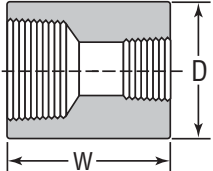

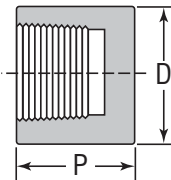
FIGURE 2138 Reducing Couplings	Size				D		W		Unit Weight	
	NPS	DN	NPS	DN	in	mm	in	mm	lbs	kg
		1/4	8	1/8	6	1.00	25	1.38	35	–
	3/8	10	1/8	6	1.25	32	1.50	38	–	–
	1/2	15	1/8	6	1.50	38	1.88	48	0.78	0.35
	3/4	20	1/4	8	1.75	44	2.00	51	1.16	0.53
	1	25	1/4	8	2.25	57	2.38	60	2.03	0.92
	1 1/4	32	1/2	15	2.50	64	2.62	67	2.73	1.24
	1 1/2	40	3/4	20	3.00	76	3.12	79	4.70	2.13
	2	50	3/4	20	3.62	92	3.38	86	7.50	3.40
	2 1/2	65	1 1/4	32	4.25	108	3.62	92	–	–
	3	80	1 1/2	40	5.00	127	4.25	108	–	–
	4	100	2	50	6.25	159	4.75	121	–	–

FIGURE 2143 Pipe Caps	Size		D		P		Unit Weight	
	NPS	DN	in	mm	in	mm	lbs	kg
		1/8	6	0.88	22	1.00	25	0.01
	1/4	8	1.00	25	1.06	27	0.01	0.00
	3/8	10	1.25	32	1.06	27	0.01	0.00
	1/2	15	1.50	38	1.31	33	0.41	0.19
	3/4	20	1.75	44	1.50	38	0.57	0.26
	1	25	2.25	57	1.69	43	1.17	0.53
	1 1/4	32	2.50	64	1.81	46	1.42	0.64
	1 1/2	40	3.00	76	1.88	48	2.17	0.98
	2	50	3.62	92	2.00	51	3.66	1.66
	2 1/2	65	4.25	108	2.50	64	4.94	2.24
	3	80	5.00	127	2.69	68	7.66	3.47
	4	100	6.25	159	2.94	75	14.53	6.59

Malleable Iron
Cast Iron
Small Steel Fittings
Pipe Nipples & Pipe Couplings
Forged Steel Fittings & Unions
Anvils
Catawissa
J.B. Smith Products
Carton Information