

CAST IRON

Cast Iron Threaded Fittings

Class 125 (Standard)


FIGURE 387 Square Head Plugs, Cored	Size		Unit Weight			
			Black		Galv.	
	NPS	DN	lbs	kg	lbs	kg
	3/4	20	0.13	0.06	0.13	0.06
	1	25	0.25	0.11	0.25	0.11
	1 1/4	32	0.39	0.18	0.39	0.18
	1 1/2	40	0.50	0.23	0.50	0.23
	2	50	0.82	0.37	0.82	0.37
	2 1/2	65	1.32	0.60	1.32	0.60
	3	80	1.87	0.85	1.87	0.85
	3 1/2	90	2.50	1.13	2.50	1.13
	4	100	4.00	1.81	4.00	1.81


FIGURE 388 Square Head Plugs, Solid	Size		Unit Weight			
			Black		Galv.	
	NPS	DN	lbs	kg	lbs	kg
	1/2	15	0.10	0.05	0.10	0.05
	3/4	20	0.17	0.08	0.17	0.08
	1	25	0.32	0.15	0.32	0.15
	1 1/4	32	0.53	0.24	0.53	0.24
	1 1/2	40	0.76	0.34	0.76	0.34
	2	50	1.23	0.56	1.23	0.56
	2 1/2	65	2.00	0.91	2.00	0.91
	3	80	3.18	1.44	3.18	1.44
	3 1/2	90	4.38	1.99	–	–


FIGURE 389 Bar Plugs, Cored	Size		Unit Weight			
			Black		Galv.	
	NPS	DN	lbs	kg	lbs	kg
	4	100	3.82	1.73	3.82	1.73
	5	125	6.50	2.95	6.50	2.95
	6	150	9.94	4.51	9.94	4.51
	8	200	20.26	9.19	20.26	9.19




FIGURE 380 Bar Plugs, Solid	Size		Unit Weight	
			Black	
	NPS	DN	lbs	kg
	4	100	5.68	2.58
	5	125	9.60	4.35
	6	150	14.78	6.70

FIGURE 390 Countersunk Plugs	Size		Unit Weight			
			Black		Galv.	
	NPS	DN	lbs	kg	lbs	kg
	1	25	0.20	0.09	0.20	0.09
	1 1/4	32	0.32	0.15	0.32	0.15
	1 1/2	40	0.47	0.21	0.47	0.21
	2	50	0.84	0.38	0.84	0.38
	2 1/2	65	1.40	0.63	–	–
	3	80	2.25	1.02	–	–
	3 1/2	90	3.02	1.37	–	–
	4	100	3.76	1.71	–	–

See page 32 (Malleable Iron) for other available sizes.

FIGURE 381 Cap	Size		Unit Weight			
			Black		Galv.	
	NPS	DN	lbs	kg	lbs	kg
	2 1/2	65	2.55	1.16	–	–
	3	80	4.10	1.86	–	–
	4	100	6.40	2.90	–	–
	5	125	10.70	4.85	–	–
	6	150	14.20	6.44	14.20	6.44
	8	200	27.23	12.35	27.23	12.35

According to specifications, hex bushings and cored plugs should be used with 150# malleable iron and 125# cast iron. Solid plugs and face bushings are recommended for use with 250# and 300# fittings.

Note: See page 37 for pressure-temperature ratings.