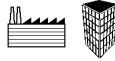




Valves

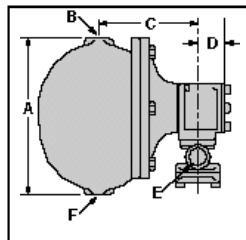
Series 3155  
Liquid Level Control



- For medium and large solvent still applications that require a regulator
- High capacity feed
- Not a positive shut-off valve
- Monel bellows
- Stainless steel valve disc and silicon bronze seat
- Maximum supply pressure 25 psi (1.8 kg/cm<sup>2</sup>)
- Maximum vessel pressure 15 psi (1 kg/cm<sup>2</sup>)
- Maximum inlet water temperature 120°F (49°C)



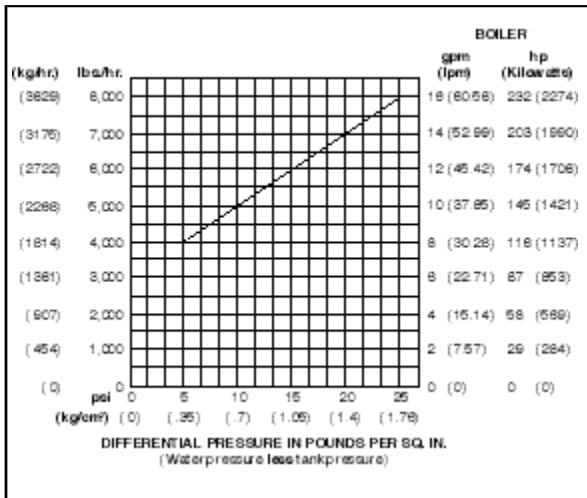
Series 3155



Dimensions, in. (mm)

A	B NPT	C	D	E NPT	F NPT
10½ (267)	1	6¼ (170)	2 (51)	1	1

Capacities



Ordering Information

Model Number	Part Number	Description	Weight lbs. (kg)
3155	137700	Regulator	37 (16.8)

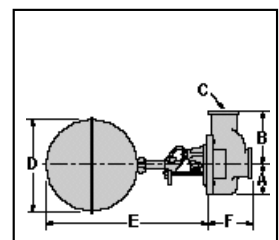
Series 27-W  
Liquid Level Controls



- For commercial and industrial liquid level open tank applications
- Materials of construction
  - Brass
  - Monel valve seat, EPDM disc
- Maximum pressure 35 psi (2.5 kg/cm<sup>2</sup>)
- Maximum supply pressure 100 psi (7 kg/cm<sup>2</sup>)
- Minimum liquid temperature 40°F (4.4°C)
- Maximum liquid temperature 212°F (100°C)



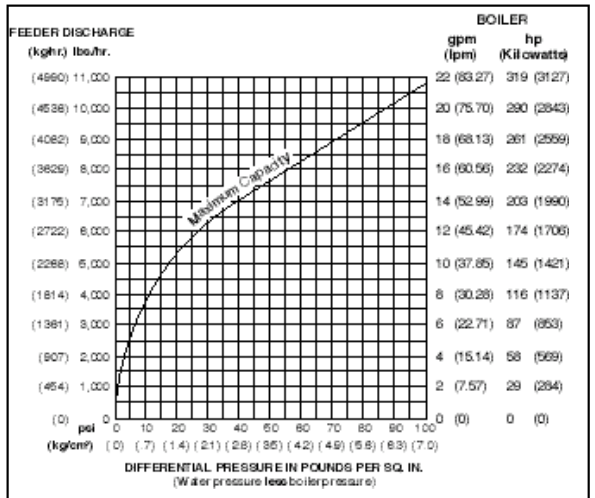
Series 27-W



Dimensions, in. (mm)

A	B	C NPT	D	E	F
1⅞ (40)	2⅞ (73)	¾	5 (127)	8⅝ (219)	2⅞ (62)

Capacities



Ordering Information

Model Number	Part Number	Description	Weight lbs. (kg)
27-W	127200	Liquid level control	5 (2.3)

Liquid Level Controls