





Wrot & Cast Drainage Fittings


WROT	DWV-Flush Fitting Cleanout Fitting to Cleanout W/Plug			CAST 5816-S
				
FTG. x Cleanout W/Plug				
Nominal Size In Inches	Part Number	Box Quantity	Master Pack	Approx. Net Wt.
**1 1/4 x 3/4	47768	25	250	0.200
**1 1/2 x 1	47770	15	150	0.290
**2 x 1 1/2	47772	10	100	0.420
**3 x 2 1/2	47774	-	50	0.960
**4 x 3	47776	-	30	2.250

WROT	45° DWV-Double Y-cont. Copper to Copper to Copper to Copper			CAST 5834
Nominal Size In Inches	Part Number	Box Quantity	Master Pack	Approx. Net Wt.
**3	51210	-	10	3.950
**2 x 2 x 1 1/2 x 1 1/2	51198	-	30	1.240

WROT	DWV-Double Tee Copper to Copper to Copper to Copper			CAST 5835
				
C x C x C x C				
Nominal Size In Inches	Part Number	Box Quantity	Master Pack	Approx. Net Wt.
**1 1/4	49390	-	50	0.670
**1 1/2	49392	-	50	0.780
**2	49398	-	20	1.310
**2 x 2 x 1 1/2 x 1 1/2	49400	-	25	0.920
**2 x 2 x 1 1/4 x 1 1/4	49404	-	25	0.870
**2 x 1 1/2 x 1 1/2 x 1 1/2	49406	-	25	0.900
**3 x 3 x 2 x 2	49412	-	15	2.140
**3 x 3 x 1 1/2 x 1 1/2	49416	-	25	1.510

WROT	DWV-Plug Cored Hex Head			CAST 5819
				
Cored Hex Head				
Nominal Size In Inches	Part Number	Box Quantity	Master Pack	Approx. Net Wt.
**1 1/2	48602	25	250	0.220

WROT	45° DWV-Double Y Copper to Copper to Copper to Copper			CAST 5834
				
C x C x C x C				
Nominal Size In Inches	Part Number	Box Quantity	Master Pack	Approx. Net Wt.
**1 1/2	51182	-	40	1.080
**2	51194	-	20	2.000

WROT	DWV-Double Long Turn T-Y Copper to Copper to Copper to Copper			CAST 5836
				
C x C x C x C				
Nominal Size In Inches	Part Number	Box Quantity	Master Pack	Approx. Net Wt.
**1 1/2	50632	-	25	1.250
**2	50638	-	12	2.830
**2 x 2 x 1 1/2 x 1 1/2	50640	-	20	1.960