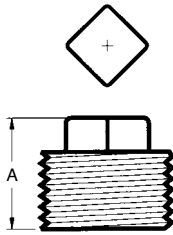


MODEL

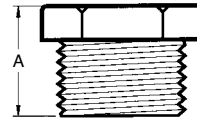
819 PLUG



Nominal Size (NPT) in	A in	Weight Lbs	Box Q'ty Pcs
½	0.93	0.09	500
¾	1.13	0.18	300
1	1.25	0.25	200
1¼	1.36	0.42	110
1½	1.45	0.59	80
2	1.50	0.95	45

MODEL

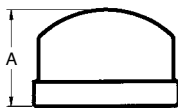
827 HEX BUSHING



Nominal Size in	A in	Weight Lbs	Box Q'ty Pcs
1 x ½	1.06	0.20	280
1 x ¾	1.06	0.18	280
1¼ x 1	1.18	0.29	150
1½ x 1	1.26	0.53	100
1½ x 1¼	1.26	0.37	100
2 x 1	1.34	0.75	80
2 x 1¼	1.34	0.75	80
2 x 1½	1.34	0.64	80

MODEL

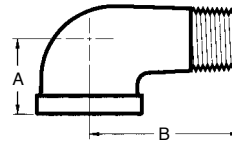
820 CAP



Nominal Size (NPT) in	A in	Weight Lbs	Box Q'ty Pcs
½	0.89	0.14	500
¾	1.00	0.20	300
1	1.18	0.33	180
1¼	1.32	0.46	110
1½	1.38	0.57	80
2	1.48	0.88	45
2½	1.77	1.54	25

MODEL

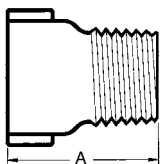
831 LONG STREET 90° ELBOW



Nominal Size in	A in	B in	Weight Lbs	Box Q'ty Pcs
1 x ½M	1.50	3.00	0.66	80
1 x 1M	1.50	3.00	0.81	60

MODEL

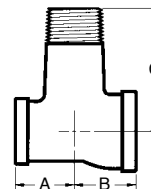
825 EXTENSION PIECE



Nominal Size in	A in	Weight Lbs	Box Q'ty Pcs
½ x 1½L	1.50	0.18	300
½ x 2L	2.00	0.22	250
¾ x 1½L	1.50	0.22	250
¾ x 2L	2.00	0.26	200

MODEL

832 LONG STREET TEE



Nominal Size in	A in	B in	C in	Weight Lbs	Box Q'ty Pcs
1 x ½x1M	1.50	1.40	3.00	0.91	50
1 x 1 x 1M	1.50	1.50	3.00	1.03	45