

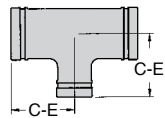
MODEL
A20 TEE



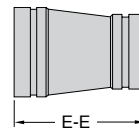
A20 Tee

AWWA D. I. Pipe		A 20 Tee	
Nom. Size mm / in	O. D. mm / in	C - E mm / in	Weight Kgs / Lbs
80	100.6	140	6.1
3	3.96	5.50	13.4
100	121.9	165	8.4
4	4.80	6.50	18.5
150	175.3	203	15.9
6	6.90	8.00	35.0
200	229.9	229	27.4
8	9.05	9.00	60.3
250	281.9	279	45.7
10	11.10	11.00	110.5
300	335.3	305	61.7
12	13.20	12.00	136.0

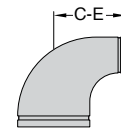
MODEL
A25 REDUCING TEE A50 CONCENTRIC REDUCER A10R REDUCING ELBOW



A25 Reducing Tee



A50 Conc. Reducer



A10R Reducing Elbow

AWWA D. I. Pipe		A25 Reducing Tee		A50 Concentric Reducer		A10R 90° Reducing Elbow	
Nom. Size mm / in	OD mm / in	C - E mm / in	Weight Kgs / Lbs	E - E mm / in	Weight Kgs / Lbs	C - E mm / in	Weight Kgs / Lbs
100 x 80	121.9 x 100.6	165	8.5	178	3.5	165	5.5
4 x 3	4.80 x 3.96	6.50	18.8	7.00	7.7	6.50	12.1
150 x 100	175.3 x 121.9	203	15.2	229	6.5	203	11.4
6 x 4	6.90 x 4.80	8.00	33.3	9.00	14.3	8.00	25.1
200 x 100	229.9 x 121.9	229	23.3	279	10.9	229	19.8
8 x 4	9.05 x 4.80	9.00	51.2	11.00	23.9	9.00	43.6
200 x 150	229.9 x 175.3	229	26.0	279	12.6	229	19.0
8 x 6	9.05 x 6.90	9.00	57.2	11.00	27.7	9.00	41.8
250 x 100	281.9 x 121.9	279	54.4	305	19.1	---	---
10 x 4	11.10 x 4.80	11.00	120.0	12.00	42.0	---	---
250 x 150	281.9 x 175.3	279	58.1	305	20.9	279	34.9
10 x 6	11.10 x 6.90	11.00	128.0	12.00	46.0	11.00	77.0
250 x 200	281.9 x 229.9	279	59.0	305	18.8	279	39.9
10 x 8	11.10 x 9.05	11.00	130.0	12.00	41.3	11.00	88.0
300 x 100	335.3 x 121.9	305	50.8	356	27.2	---	---
12 x 4	13.20 x 4.80	12.00	112.0	14.00	60.0	---	---
300 x 150	335.3 x 175.3	305	81.7	356	31.8	305	49.9
12 x 6	13.20 x 6.90	12.00	180.0	14.00	70.0	12.00	110.0
300 x 200	335.3 x 229.9	305	84.4	356	33.6	305	57.2
12 x 8	13.20 x 9.05	12.00	186.0	14.00	74.0	12.00	126.0
300 x 250	335.3 x 281.9	305	87.1	356	38.1	305	68.0
12 x 10	13.20 x 11.10	12.00	192.0	14.00	84.0	12.00	150.0