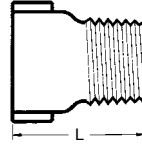




**Model 825 Extension Piece**

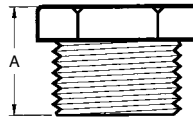


**Extension Piece**

Unit: Inch

Size	L	Wt. Lbs.	Box Q'ty
1/2 x 1-1/2L	1.50	0.20	300
1/2 x 2L	2.00	0.26	250
3/4 x 1-1/2L	1.50	0.22	250
3/4 x 2L	2.00	0.31	200

**Model 827 Hex Bushing**

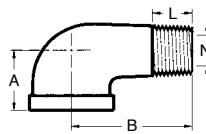


**Hex Bushing**

Unit: Inch

Size	A	Wt. Lbs.	Box Q'ty
1 x 1/2	1.06	0.22	280
1 x 3/4	1.06	0.18	280
1-1/4 x 1	1.18	0.31	150
1-1/2 x 1	1.26	0.53	100
1-1/2 x 1-1/4	1.26	0.35	100
2 x 1	1.34	0.68	80
2 x 1-1/4	1.34	0.66	80
2 x 1-1/2	1.34	0.62	80

**Model 831 90° Long Street Elbow**

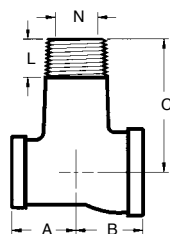


**90° Long Street Elbow**

Unit: Inch

Size	A	B	Wt. Lbs.	Box Q'ty
1 x 1/2M	1.50	3.00	0.68	80
1 x 1M	1.50	3.00	0.73	60

**Model 832 Long Street Tee**



**Long Street Tee**

Unit: Inch

Size	A	B	C	Wt. Lbs.	Box Q'ty
1 x 1/2 x 1M	1.50	1.40	3.00	0.91	50
1 x 1 x 1M	1.50	1.50	3.00	0.99	45