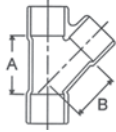


45° WYE

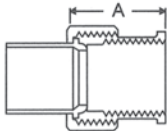
COPPER PRESSURE



WROT	WROT		CONNECTION			CAST		
	ELKHART		C x C x C			T-317*		
N/A			CAST	WROT	NIBCO		CAST	
			4749	N/A			749	
	Nominal Size		Part	Box	Master	Approx.	Dimensions	
I	2	3	Number	Qty.	Qty.	Net.Wt.	A	B C
1/2"			A 03726*	10	100	.15	1-3/32	7/8
3/4"			A 04119*	10	100	.30	1-17/32	1-7/32
1"			A 04216*	5	50	.55	1-13/16	1-15/32

UNION

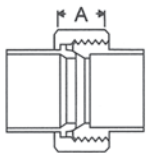

COPPER PRESSURE



WROT	WROT		CONNECTION			CAST		
	ELKHART		C x M			C-108*		
N/A			CAST	WROT	NIBCO		CAST	
			4733-4	N/A			733-4	
	Nominal Size		Part	Box	Master	Approx.	Dimensions	
I	2	3	Number	Qty.	Qty.	Net.Wt.	A	B C
3/8"			A 11209*	10	100	.20	1-5/8	
1/2"			A 11210*	25	150	.28	1-11/16	
3/4"			A 11211*	10	100	.43	1-29/32	
1"			A 11212*	10	100	.68	2-1/8	
1-1/4"			A 11213*	5	50	.95	2-5/32	
1-1/2"			A 11214*	1	50	1.35	2-13/32	
2"			A 11215*	1	25	2.17	2-25/32	
2-1/2"			A 11240*	1	10	4.13	3-13/32	

UNION

COPPER PRESSURE



WROT	WROT		CONNECTION			CAST		
	WC-407		C x C			C-107*		
102	ELKHART		CAST	WROT	NIBCO		CAST	
			4733	N/A			733	
	Nominal Size		Part	Box	Master	Approx.	Dimensions	
I	2	3	Number	Qty.	Qty.	Net.Wt.	A	B C
1/4"			W 08001	25	250	.12	19/32	
3/8"			W 08002	25	250	.11	7/16	
1/2"			W 08003	25	250	.16	15/32	
3/4"			W 08004	25	150	.37	5/8	
1"			W 08005	10	100	.52	29/64	
1-1/4"			A 11205*	-	25	.76	1/2	
1-1/2"			A 11206*	-	25	1.04	23/32	
2"			A 11207*	-	25	1.77	1/2	
2-1/2"			A 11216*	-	20	3.25	1	
3"			A 11217*	-	10	4.75	1-5/32	

