

PLUMBING CATALOG



**CONTINENTAL
INDUSTRIES, INC.**

The Ultimate Connection

www.conind.com

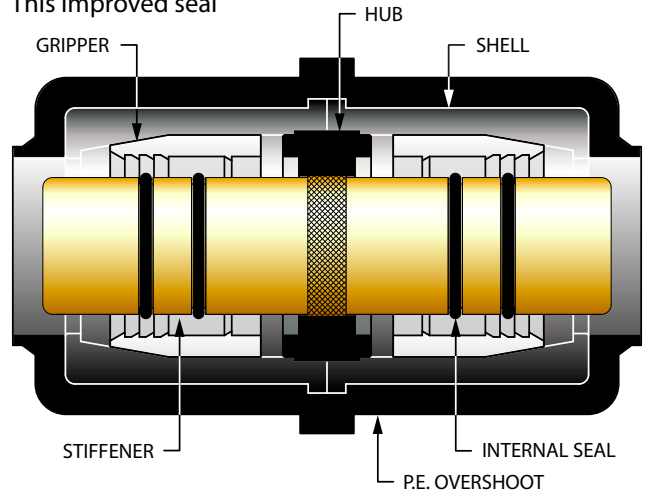
The internal seal enables each fitting to seal on scratched pipe. A seal is maintained on the smooth inside surface of the polyethylene pipe, regardless of the exterior surface of the piping. This improved seal protection creates the ultimate design for mechanical joints.

Each Con-Stab fitting provides the following unique features:

- Two internal seals
- Fixed stiffener
- Self-locking gripper
- Moisture lip
- Uni-body construction


The Con-Stab I.D. Seal® fittings provide the user with the following advantages:

- Cost effective joining method
- Simple assembly
- No additional assembly equipment required for installation (just chamfer pipe and push)
- Expanded product line with various configurations and material options (PE 3408/4710 or PE 2406)
- Uni-body design eliminating all external parts
- Meets or exceeds all D.O.T., ASTM and NFPA 58 requirements





Continental Industries is an ISO 9001 Certified Company. Continental’s Con-Stab I.D. Seal® product line is manufactured and tested to the following industry standards.


- ASTM D 2513 “Standard Specification for Thermoplastic Gas Pressure Pipe, Tubing and Fittings”
- ASME B31.8-1995 “Gas Transmission and Distribution Piping Systems”
- D.O.T., Title 49 of the Code of Federal Regulations, Part 192.283 (b)
- NFPA 58, LP-Gas Code


	FULL COUPLINGS		
	CATALOG #	SIZE	CARTON QTY
	3259-52-1004-00	1/2" CTS (5/8" OD) .090 WALL	25
	3259-52-1012-00	1/2" IPS SDR-9.3	20
	3259-52-1013-00	3/4" IPS SDR-11	20
	3259-52-1006-00	3/4" CTS (7/8" OD) .090 WALL	20
	3259-52-1008-00	1" CTS (1 1/8" OD) .099/.101 WALL	20
	3259-52-1014-00	1" IPS SDR-11	15
	3259-52-1015-00	1 1/4" IPS SDR-10	5
	3259-52-1015-AA	1 1/4" IPS SDR-11	5
	3259-52-1017-00	2" IPS SDR-11	5


NOTES:
1. FOR SIZES OR CONFIGURATIONS NOT LISTED, CONTACT FACTORY.


	REDUCER COUPLINGS		
	CATALOG #	SIZE	CARTON QTY
	3259-54-0804-00	1" CTS (1 1/8" OD) .099/.101 WALL X 1/2" CTS (5/8" OD) .090 WALL	25
	3259-54-1204-00	1/2" IPS SDR-9.3 X 1/2" CTS (5/8" OD) .090 WALL	25
	3259-54-1304-00	3/4" IPS SDR-11 X 1/2" CTS (5/8" OD) .090 WALL	25
	3259-54-1404-00	1" IPS SDR-11 X 1/2" CTS (5/8" OD) .090 WALL	10
	3259-54-1308-00	3/4" IPS SDR-11 X 1" CTS (1 1/8" OD) .099/.101 WALL	10
	3259-54-1312-00	3/4" IPS SDR-11 X 1/2" IPS SDR-9.3	10
	3259-54-1408-00	1" IPS SDR-11 X 1" CTS (1 1/8" OD) .099/.101 WALL	10
	3259-54-1413-00	1" IPS SDR-11 X 3/4" IPS SDR-11	10
	3259-54-1508-00	1 1/4" IPS SDR-10 X 1" CTS (1 1/8" OD) .099/.101 WALL	5
	3259-54-1513-00	1 1/4" IPS SDR-10 X 3/4" IPS SDR-11	5
	3259-54-1514-00	1 1/4" IPS SDR-10 X 1" IPS SDR-11	5
	3259-54-1715-00	2" IPS SDR-11 X 1 1/4" IPS SDR-10	5

	CAP-N-GO COUPLINGS		
	CATALOG #	SIZE	CARTON QTY
	3259-57-1004-00	1/2" CTS (5/8" OD) .090 WALL	25
	3259-57-1013-00	3/4" IPS SDR-11	25
	3259-57-1008-00	1" CTS (1 1/8" OD) .099/.101 WALL	25
	3259-57-1015-00	1 1/4" IPS SDR-10	5
	3259-57-1015-AA	1 1/4" IPS SDR-11	5
	3259-57-1017-00	2" IPS SDR-11	5

	END CAPS		
	CATALOG #	SIZE	CARTON QTY
	3259-53-1004-00	1/2" CTS (5/8" OD) .090 WALL	25
	3259-53-1013-00	3/4" IPS SDR-11	25
	3259-53-1008-00	1" CTS (1 1/8" OD) .099/.101 WALL	25
	3259-53-1014-00	1" IPS SDR-11	25
	3259-53-1015-00	1 1/4" IPS SDR-10	5
	3259-53-1015-0A	1 1/4" IPS SDR-11	5
	3259-53-1017-00	2" IPS SDR-11	5


	90° ELBOWS		
	CATALOG #	SIZE	CARTON QTY
	3259-51-1004-00	1/2" CTS (5/8" OD) .090 WALL	25
	3259-51-1012-00	1/2" IPS SDR-9.3	25
	3259-51-1013-00	3/4" IPS SDR-11	25
	3259-51-1006-00	3/4" CTS (7/8" OD) .090 WALL	25
	3259-51-1008-00	1" CTS (1 1/8" OD) .099/.101 WALL	25
	3259-51-1014-00	1" IPS SDR-11	20
	3259-51-1015-00	1 1/4" IPS SDR-10	5
	3259-51-1015-AA	1 1/4" IPS SDR-11	5
	3259-51-1017-00	2" IPS SDR-11	5


	3-WAY TEES		
	CATALOG #	SIZE	CARTON QTY
	3259-50-1004-00	1/2" CTS (5/8" OD) .090 WALL	25
	3259-50-1012-00	1/2" IPS SDR-9.3	20
	3259-50-1013-00	3/4" IPS SDR-11	20
	3259-50-1006-00	3/4" CTS (7/8" OD) .090 WALL	20
	3259-50-1008-00	1" CTS (1 1/8" OD) .099/.101 WALL	20
	3259-50-1014-00	1" IPS SDR-11	10
	3259-50-1015-00	1 1/4" IPS SDR-10	5
	3259-50-1015-AA	1 1/4" IPS SDR-11	5
	3259-50-1017-00	2" IPS SDR-11	5


	REDUCING TEES		
	CATALOG #	SIZE	CARTON QTY
	3369-49-0408-00	1/2" CTS (5/8" OD) .090 WALL X 1" CTS (1 1/8" OD) .099/.101 WALL	10
	3369-49-1304-00	3/4" IPS SDR-11 X 1/2" CTS (5/8" OD) .090 WALL	10
	3369-49-0804-00	1" CTS (1 1/8" OD) .099/.101 WALL X 1/2" CTS (5/8" OD) .090 WALL	10
	3369-49-1404-00	1" IPS SDR-11 X 1/2" CTS (5/8" OD) .090 WALL	10
	3369-49-1408-00	1" IPS SDR-11 X 1" CTS (1 1/8" OD) .099/.101 WALL	10
	3369-49-1413-00	1" IPS SDR-11 X 3/4" IPS SDR-11	10
	3369-49-1508-00	1 1/4" IPS SDR-10 X 1" CTS (1 1/8" OD) .099/.101 WALL	5
	3369-49-1708-00	2" IPS SDR-11 X 1" CTS (1 1/8" OD) .099/.101 WALL	5
	3369-49-1715-00	2" IPS SDR-11 X 1 1/4" IPS SDR-10	5


For Assistance Call 1-800-558-1373 or FAX 1-800-788-1668

Patent #'s 5,366,260, 5,692,785 & 5,853,272

	REPAIR COUPLINGS		
	CATALOG #	SIZE	CARTON QTY
	0469-56-1200-00	1/2" CTS (5/8" OD) .090 WALL X 12" LG	10
	1369-56-1200-00	3/4" IPS SDR-11 X 12" LG	10
	0869-56-1200-00	1" CTS (1 1/8" OD) .099/.101 WALL X 12" LG	10
	1469-56-1200-00	1" IPS SDR-11 X 12" LG	10
	3238-14-4415-00	1 1/4" IPS SDR-10 X 14" LG	5
	3238-14-4417-00	2" IPS SDR-11 X 14" LG	5

	ELIMINATOR SADDLES		
	CATALOG #	SIZE	CARTON QTY
	5864-15-1604-00	1 1/4" IPS MAIN X 1/2" CTS (5/8" OD) .090 WALL	20
	5864-15-1608-00	1 1/4" IPS MAIN X 1" CTS (1 1/8" OD) .099/.101 WALL	20
	5764-17-1604-00	2" IPS MAIN X 1/2" CTS (5/8" OD) .090 WALL	20
	5764-17-1613-00	2" IPS MAIN X 3/4" IPS SDR-11	20
	5764-17-1608-00	2" IPS MAIN X 1" CTS (1 1/8" OD) .099/.101 WALL	20
	5764-17-1614-00	2" IPS MAIN X 1" IPS SDR-11	10
	5764-21-1604-00	4" IPS MAIN X 1/2" CTS (5/8" OD) .090 WALL	10
	5764-21-1613-00	4" IPS MAIN X 3/4" IPS SDR-11	10
	5764-21-1608-00	4" IPS MAIN X 1" CTS (1 1/8" OD) .099/.101 WALL	10
	5764-21-1614-00	4" IPS MAIN X 1" IPS SDR-11	10

	CHAMFER TOOLS	
	CATALOG #	SIZE
	0000-33-5480-00	1" CTS (1 1/8" OD) X 1/2" CTS (5/8" OD)
	0000-33-5481-00	3/4" IPS X 1/2" CTS (5/8" OD)
	0000-33-6580-15	1 1/4" IPS SDR-10
	0000-33-6580-17	2" IPS SDR-11
	0000-33-5514-00	1" IPS X 1/2" CTS (5/8" OD)
	0000-33-5516-00	1" IPS X 3/4" IPS
	0000-33-5589-00	1" CTS (1 1/8" OD) X 3/4" IPS
	0000-33-5606-00	1" IPS X 1" CTS (1 1/8" OD)

	ELIMINATOR SADDLES (COMPRESSION OUTLETS)		
	CATALOG #	SIZE	CARTON QTY
	5864-15-1008-00	1 1/4" IPS MAIN X 1" CTS (1 1/8" OD) .099/.101 WALL	20
	5764-17-1008-00	2" IPS MAIN X 1" CTS (1 1/8" OD) .099/.101 WALL	20
	5764-19-1008-00	3" IPS MAIN X 1" CTS (1 1/8" OD) .099/.101 WALL	10
	5764-21-1008-00	4" IPS MAIN X 1" CTS (1 1/8" OD) .099/.101 WALL	10

PA END CAPS		
CATALOG #	SIZE	CARTON QTY
5657-53-1004-00	1/2" CTS (5/8" OD) .090 WALL	10
5657-53-1008-00	1" CTS (1 1/8" OD) .099/.101 WALL	10
5657-53-1013-00	3/4" IPS SDR-11	10
5657-53-1014-00	1" IPS SDR-11	10
5657-53-1015-00	1 1/4" IPS SDR-10	5
5657-53-1015-0A	1 1/4" IPS SDR-11	5
5657-53-1017-00	2" IPS SDR-11	5
PA FULL COUPLINGS		
CATALOG #	SIZE	CARTON QTY
5657-52-1004-00	1/2" CTS (5/8" OD) .090 WALL	10
5657-52-1008-00	1" CTS (1 1/8" OD) .099/.101 WALL	10
5657-52-1013-00	3/4" IPS SDR-11	10
5657-52-1014-00	1" IPS SDR-11	10
5657-52-1015-00	1 1/4" IPS SDR-10	5
5657-52-1015-AA	1 1/4" IPS SDR-11	5
5657-52-1017-00	2" IPS SDR-11	5
PA 3-WAY TEES		
CATALOG #	SIZE	CARTON QTY
5657-50-1004-00	1/2" CTS (5/8" OD) .090 WALL	10
5657-50-1008-00	1" CTS (1 1/8" OD) .099/.101 WALL	10
5657-50-1013-00	3/4" IPS SDR-11	10
PA 90° ELBOWS		
CATALOG #	SIZE	CARTON QTY
5657-51-1004-00	1/2" CTS (5/8" OD) .090 WALL	10
5657-51-1008-00	1" CTS (1 1/8" OD) .099/.101 WALL	10
5657-51-1013-00	3/4" IPS SDR-11	10

STEEL COMPRESSION COUPLINGS		
CATALOG #	SIZE	CARTON QTY
0442-00-0912-00	1/2" CTS (5/8" OD) .090 WALL X 1/2" MPT	10
0442-00-0913-00	1/2" CTS (5/8" OD) .090 WALL X 3/4" MPT	10
0442-00-0914-00	1/2" CTS (5/8" OD) .090 WALL X 1" MPT	10
1242-00-0912-00	1/2" IPS SDR- 9.3 X 1/2" MPT	10
1242-00-0913-00	1/2" IPS SDR- 9.3 X 3/4" MPT	10
1242-00-0914-00	1/2" IPS SDR- 9.3 X 1" MPT	10
1242-00-1512-00	1/2" IPS SDR- 9.3 X 1/2" FPT	10
1342-00-0913-00	3/4" IPS SDR-11 X 3/4" MPT	10
1342-00-0914-00	3/4" IPS SDR-11 X 1" MPT	10
1342-00-0915-00	3/4" IPS SDR-11 X 1 1/4" MPT	10
0842-00-0815-00	1" CTS (1 1/8" OD) .099/.101 WALL X 1 1/4" IPS PLAIN	10
0842-00-0913-00	1" CTS (1 1/8" OD) .099/.101 WALL X 3/4" MPT	10
0842-00-0914-00	1" CTS (1 1/8" OD) .099/.101 WALL X 1" MPT	10
0842-00-0915-00	1" CTS (1 1/8" OD) .099/.101 WALL X 1 1/4" MPT	10
1442-00-0914-00	1" IPS SDR-11 X 1" MPT	10

For Assistance Call 1-800-558-1373 or FAX 1-800-788-1668

Patent #'s 5,366,260, 5,692,785 & 5,853,272

ANODELESS RISERS		
CATALOG #	CATALOG # WITH CON-STAB	SIZE
1253-91-4604-00	1253-91-4604-25	1/2" MPT X 1/2" CTS (5/8" OD) .090 WALL (30" V X 15" H)
1355-91-4604-00	1355-91-4604-25	3/4" MPT X 1/2" CTS (5/8" OD) .090 WALL (18" V X 19" H)
1353-91-4604-00	1353-91-4604-25	3/4" MPT X 1/2" CTS (5/8" OD) .090 WALL (30" V X 17" H)
1353-91-4612-00	1353-91-4612-25	3/4" MPT X 1/2" IPS SDR-9.3 (30" V X 17" H)
1353-91-4613-00	1353-91-4613-25	3/4" MPT X 3/4" IPS SDR-11 (30" V X 16" H)
1353-91-4608-00	1353-91-4608-25	3/4" MPT X 1" CTS (1 1/8" OD) .099/.101 WALL (30" V X 16" H)
1453-91-4614-00	1453-91-4614-25	1" MPT X 1" IPS SDR-11 (30" V X 16" H)
1553-91-4615-00	1553-91-4615-25	1 1/4" MPT X 1 1/4" IPS SDR-10 (30" V X 22" H)
1553-91-4615-0A	9953-99-0503-25	1 1/4" MPT X 1 1/4" IPS SDR-11 (30" V X 22" H)
1652-91-4616-00	1652-91-4616-25	1 1/2" MPT X 1 1/2" IPS SDR-11 (36" V X 26" H)
1752-91-4617-00	1752-91-4617-25	2" MPT X 2" IPS SDR-11 (36" V X 30" H)

FLEX RISERS		
CATALOG #	SIZE	
1253-92-1004-36	1/2" MPT X 1/2" CTS (5/8" OD) .090 WALL X 36" LG FLEX	
1253-92-1004-84	1/2" MPT X 1/2" CTS (5/8" OD) .090 WALL X 84" LG FLEX	
1353-92-1004-36	3/4" MPT X 1/2" CTS (5/8" OD) .090 WALL X 36" LG FLEX	
1353-92-1004-60	3/4" MPT X 1/2" CTS (5/8" OD) .090 WALL X 60" LG FLEX	
1353-92-1004-84	3/4" MPT X 1/2" CTS (5/8" OD) .090 WALL X 84" LG FLEX	
1353-92-1013-36	3/4" MPT X 3/4" IPS SDR-11 X 36" LG FLEX	
1353-92-1013-60	3/4" MPT X 3/4" IPS SDR-11 X 60" LG FLEX	
1353-92-1013-84	3/4" MPT X 3/4" IPS SDR-11 X 84" LG FLEX	
1453-92-1008-36	1" MPT X 1" CTS (1 1/8" OD) .099/.101 WALL X 36" LG FLEX	
1453-92-1008-60	1" MPT X 1" CTS (1 1/8" OD) .099/.101 WALL X 60" LG FLEX	
1453-92-1008-84	1" MPT X 1" CTS (1 1/8" OD) .099/.101 WALL X 84" LG FLEX	

RISER BRACKETS			
CATALOG #	SIZE	CARTON QTY	
0000-17-6133-00	6" STANDOFF	1	
0000-17-6134-00	9" STANDOFF	1	
0000-17-6135-00	UNIVERSAL	1	
0000-17-6136-00	MOUNTING HARDWARE	1	

ASSEMBLY INSTRUCTIONS : I.D. SEAL® CON-STAB

IMPORTANT

For use on:
Polyethylene gas pipe meeting the requirements of ASTM D 2513

Pressure Rating: 125 psig MAOP

Operating Temperature: -20 to 140° F

1 Verify the stab fitting is the correct size for the polyethylene (P.E.) pipe. Verify the SDR (or wall thickness) of the pipe matches the SDR (or wall thickness) printed on the fitting label.



2 Cut pipe ends square.



3 Clean piping thoroughly to assure there is no dirt, grease or oil in assembly area.



4a Chamfer end of pipe using [Continental's ID chamfering tool with ID gauge](#).

or




4b Chamfer end of pipe using [Continental's double ended ID chamfering tool](#).



5 Mark the stab depth by inserting pipe into ID chamfer tool and marking the pipe at the entrance as shown.



6 If using ID chamfer tool with gauge, check for proper chamfer by inserting pipe on gauge up to the o ring. With proper chamfer, o ring will begin to enter pipe.



7 Stab pipe completely into fitting entrance.



8 Stab pipe completely into fitting so that the mark on the pipe is within 1/8" from the fitting entrance.



9 Repeat steps 1 thru 8 for all Con-Stab joints.

10 To assure proper assembly and to comply with 49 CFR 192 Subpart J—Test Requirements, the joint shall be leak tested.

IMPORTANT
CHAMFER THE
ID OF PIPE



PATENT #'S 5,366,260, 5,692,785 & 5,853,272