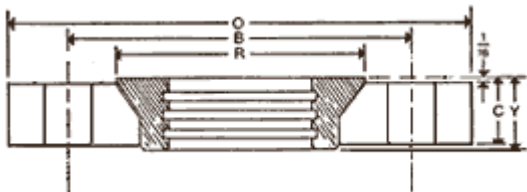



**PRODUCTS: LONG TANGENT - BELLED END FITTINGS**



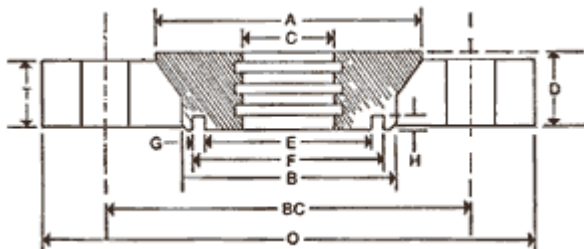
GROOVED STYLE



SLIP-ON STYLE

INSERT FLANGES								
NOM. PIPE SIZE	OUTSIDE DIA. OF FLANGE "O"	DIAMETER OF BOLT CIRCLE "B"	DIAMETER OF RAISED FACE "R"	FACE TO HUB THICKNESS "Y"	FACE TO BACK OF FLANGE "C" (2)	BOLT DATA		APPROX. WT. LBS.
						No.	SIZE (1)	
1/2	3 1/2	2 3/8	1 3/8	21/32	7/16	4	1/2 x 1 3/4	.80
3/4	3 7/8	2 3/4	1 11/16	21/32	1/2	4	1/2 x 1 3/4	1.10
1	4 1/4	3 1/8	2	11/16	9/16	4	1/2 x 2 1/4	1.50
1 1/4	4 5/8	3 1/2	2 1/2	13/16	5/8	4	1/2 x 2 1/4	2.10
1 1/2	5	3 7/8	2 7/8	3/4	11/16	4	1/2 x 2 1/4	2.60
2	6	4 3/4	3 5/8	3/4	11/16	4	5/8 x 2 1/2	4.30
2 1/2	7	5 1/2	4 1/8	7/8	13/16	4	5/8 x 2 1/2	7.00
3	7 1/2	6	5	1	15/16	4	5/8 x 3	8.40
4	9	7 1/2	6 3/16	1 1/16	15/16	8	5/8 x 3	10.90
6	11	9 1/2	8	1 1/4	1 1/16	8	3/4 x 3 1/4	15.25
8	13 1/2	11 3/4	10 1/2	1 5/8	1 1/8	8	3/4 x 3 1/4	30.00
10	16	14 1/4	12 1/2	1 13/16	1 3/16	12	7/8 x 3 1/2	50.00

- (1) Diameter of bolt holes is 1/8" larger than diameter of bolts.
- (2) Includes 1/16" raised face of insert.



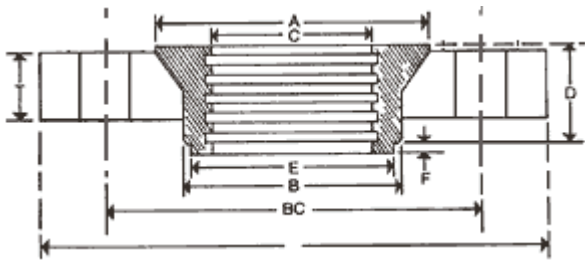
GROOVED STYLE




SLIP-ON STYLE

150# JACKETED PIPING INSERT FLANGES											
FLANGE SIZE SAME AS JACKET PIPE SIZE											
PIPE SIZE	"A"	"B"	"C"	"D"	"E"	"F"	"G"	"H"	O	BC	T
1/2 x 1 x 1	2	1.750	.860	11/16	1.024	1.340	.158	1/8	4 1/4	3 1/8	9/16
3/4 x 1 1/2 x 1 1/2	2 7/8	2.562	1.070	7/8	1.585	1.925	.170	1/8	5	3 7/8	11/16
1 x 2 x 2	3 5/8	3.000	1.335	7/8	2.042	2.400	.179	1/8	6	4 3/4	3/4
1 1/2 x 2 1/2 x 2 1/2	4 1/8	3.500	1.920	1	2.444	2.900	.228	1/8	7	5 1/2	7/8
2 x 3 x 3	5	4.187	2.400	1 1/16	3.043	3.525	.241	1/8	7 1/2	6	15/16
3 x 4 x 4	6 3/16	5.250	3.536	1 3/16	4.000	4.525	.263	3/16	9	7 1/2	15/16
4 x 6 x 6	8 3/8	7.500	4.536	1 3/8	6.040	6.660	.305	3/16	11	9 1/2	1
6 x 8 x 8	10 1/2	9.625	6.665	1 3/4	7.956	8.650	.347	3/16	13 1/2	11 3/4	1 1/8
8 x 10 x 10	12 1/2	11.687	8.655	1 15/16	9.995	10.775	.390	3/16	16	14 1/4	1 3/16
10 x 12 x 12	15	14.312	10.780	2	11.975	12.775	.400	3/16	19	17	1 3/16

Note: All dimensions are in inches.  
 Flange size same as jacket size (150#).  
 Inner pipe Sch. 10 T316-jacket size Sch. 40.  
 Also available in 300#.



GROOVED STYLE



SLIP-ON STYLE

150# JACKETED PIPING INSERT FLANGES									
FLANGE SIZE SAME AS INNER PIPE SIZE									
PIPE SIZE	"A"	"B"	"C"	"D"	"E"	"F"	O	BC	T
1/2 x 1 x 1/2	1 5/8	1.149	.860	1 1/16	1.024	1/8	3 1/2	2 3/8	7/16
3/4 x 1 1/2 x 3/4	2	1.710	1.070	1 1/8	1.585	1/8	3 7/8	2 3/4	1/2
1 x 2 x 1	2 3/8	2.167	1.335	1 1/4	2.042	1/8	4 1/4	3 1/8	9/16
1 1/2 x 2 1/2 x 1 1/2	3 1/4	2.569	1.920	1 3/8	2.444	1/8	5	3 7/8	11/16
2 x 3 x 2	3 7/8	3.168	2.400	1 7/16	3.043	1/8	6	4 3/4	3/4
3 x 4 x 3	5 1/8	4.125	3.536	1 5/8	4.000	3/16	7 1/2	6	15/16
4 x 6 x 4	6 5/8	6.165	4.536	2 1/4	6.040	3/16	9	7 1/2	15/16
6 x 8 x 6	8 1/2	8.080	6.665	2 3/8	7.956	3/16	11	9 1/2	1
8 x 10 x 8	10 3/4	10.120	8.655	2 1/2	9.995	3/16	13 1/2	11 3/4	1 1/8
10 x 12 x 10	13	12.100	10.780	2 5/8	11.975	3/16	16	14 1/4	1 3/16

Note: All dimensions are in inches.  
 Flange size same as inner pipe size (150#).  
 Inner pipe Sch. 10-jacket size Sch. 40.  
 Also available in 300#.