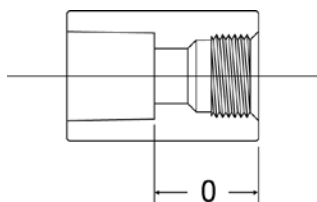


Adapters

Chemtrol
Fig. No.

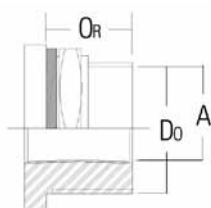
6103/6203 Female Adapter Coupling (S x FPT*)



Nominal Size	Universal Part No.		Ctn. Qty.	Approx. Lbs./Ea.	Dim. O
	Black	Chem-Pure			
1/2	2835-005	7835-005	10	0.06	1.14
3/4	2835-007	7835-007	10	0.08	1.26
1	2835-010	7835-010	10	0.13	1.38
1 1/2	2835-015	7835-015	10	0.24	1.63
2	2835-020	7835-020	10	0.34	1.75
3	2835-030	7835-030	5	0.65	2.08
4	2835-040	7835-040	5	1.16	2.44

*Recommended for intermittent service not exceeding 20 psi.

6150 Tank Adapter (Tank x FPT*)



Nom. Size	Part No.	Ctn. Qty.	Approx. Lbs./Ea.	Dim. A	Dim. Or	Dim. Do
1/2	Use	5	0.20	14npt	1.19	1.63
3/4	Figure	5	0.30	14npt	1.19	1.63
1	No. &	5	0.31	11 1/2npt	1.38	2.50
1 1/4	Nom. Size	5	0.35	11 1/2npt	1.38	2.50
1 1/2		5	0.39	11 1/2npt	1.38	2.50
2		5	0.52	11 1/2npt	1.56	3.13
3		5	0.81	8npt	1.75	4.25

*Recommended for intermittent service not exceeding 20 psi.

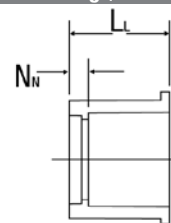
Note: 1. Gasket is EPDM

For complete technical information and more, refer to our website at www.chemtrol.com.

Bushings

Chemtrol
Fig. No.

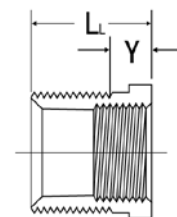
6118/6218 Flush Socket Reducer Bushing (SPG x S)



Nominal Size	Universal Part No.		Ctn. Qty.	Approx. Lbs./Ea.	Design Style†	Dim. L ₁	Dim. N _n
	Black	Chem-Pure					
3/4 x 1/2	2837-101	7837-101	10	0.02	S	1.28	0.43
1 x 1/2	2837-130	7837-130	10	0.04	S	1.53	0.68
1 x 3/4	2837-131	7837-131	10	0.03	S	1.53	0.56
1 1/2 x 1	2837-211	7837-211	10	0.10	S	1.78	0.68
2 x 1	2837-249	7837-249	10	0.18	S	1.91	0.81
2 x 1 1/2	2837-251	7837-251	10	0.12	S	1.91	0.56
3 x 2	2837-338	7837-338	5	0.42	S	2.38	0.90
4 x 3	2837-422	7837-422	5	0.62	S	2.76	0.91
6 x 4	2837-532	—	2	1.74	S	3.00	0.78

Note: 3" and 4" sizes are hex head, 3/4", 1", 1 1/2", 2", and 6" have round heads.
† All Bushings have solid walls. See pg. 8 for detailed explanation.

6118-3-4/6218-3-4 Flush Thread* Reducer Bushing (MPT x FPT)



Nominal Size	Universal Part No.		Ctn. Qty.	Approx. Lbs./Ea.	Design Style†	Dim. L ₁	Dim. Y**
	Black	Chem-Pure					
3/4 x 1/2	2839-101	7839-101	10	0.02	S	1.27	0.43
1 x 1/2	2839-130	7839-130	10	0.04	S	1.53	0.43
1 x 3/4	2839-131	7839-131	10	0.03	S	1.53	0.45
1 1/4 x 3/4	2839-167	7839-167	10	0.09	S	1.38	0.45
1 1/4 x 1	2839-168	7839-168	10	0.07	S	1.38	0.53
1 1/2 x 1	2839-211	7839-211	10	0.11	S	1.55	0.53
1 1/2 x 1 1/4	2839-212	7839-212	10	0.07	S	1.55	0.55
2 x 1	2839-249	7839-249	10	0.18	S	1.57	0.53
2 x 1 1/2	2839-251	7839-251	10	0.13	S	1.57	0.55
3 x 2	2839-338	7839-338	5	0.38	S	2.38	0.57
4 x 3	2839-422	7839-422	5	0.49	S	2.76	0.95

* Recommended for intermittent service not exceeding 20 psi.

** Typical male component engagement, hand tight (L₁ in ANSI B1.20.1 thread spec.) plus 1 1/2 turns.

Note: 3/4", 1", 3", and 4" sizes are hex head; 1 1/4", 1 1/2", and 2" are knurled round.

† All Bushings have solid walls. See pg. 8 for detailed explanation.

Do not use or test the products in this catalog with compressed air or other gases.