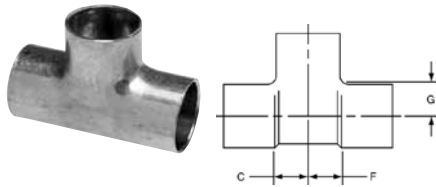


TEES *continued*



611
Tee C x C x C – Wrot continued

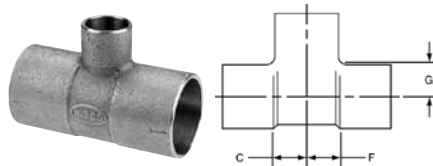
NOM. SIZE	APPROX. NET WT. LBS.	DIMENSIONS INCHES		
		C	F	G
5	8.29	2 ²⁷ / ₃₂	2 ²⁷ / ₃₂	3 ¹³ / ₃₂
5 x 2 x 5	9.47	2 ³ / ₄	5 ¹ / ₁₆	3 ¹ / ₂
5 x 4 x 4	8.18	2 ¹ / ₄	4 ¹⁷ / ₃₂	3 ³ / ₈
5 x 4 x 5	8.58	2 ²⁷ / ₃₂	4 ²⁹ / ₃₂	3 ¹³ / ₃₂
5 x 5 x 1	4.20	9 ⁹ / ₁₆	9 ⁹ / ₁₆	3 ³ / ₁₆
5 x 5 x 1 1/4	4.76	1 ¹ / ₁₆	1 ¹ / ₁₆	3 ³ / ₁₆
5 x 5 x 1 1/2	4.88	1 ¹ / ₃₂	1 ¹ / ₃₂	3 ³ / ₁₆
5 x 5 x 2	5.30	1 ¹ / ₁₆	1 ¹ / ₁₆	3 ³ / ₁₆
5 x 5 x 2 1/2	5.91	1 ⁵ / ₁₆	1 ⁵ / ₁₆	3 ³ / ₁₆
5 x 5 x 3	5.91	1 ²⁵ / ₃₂	1 ²⁵ / ₃₂	3 ³ / ₁₆
5 x 5 x 4	7.10	2 ⁷ / ₃₂	2 ⁹ / ₃₂	3 ³ / ₁₆
6	13.50	3 ⁹ / ₃₂	3 ⁹ / ₃₂	4 ¹ / ₃₂
6 x 4 x 1 1/2	9.62	1 ⁵ / ₁₆	2 ¹⁵ / ₁₆	3 ³ / ₄
6 x 4 x 4	11.37	—	—	—
6 x 4 x 6	16.60	3 ³ / ₁₆	5 ¹ / ₈	4 ¹ / ₈
6 x 6 x 1/2	7.17	9 ⁹ / ₁₆	9 ⁹ / ₁₆	4 ¹¹ / ₁₆
6 x 6 x 3/4	7.19	9 ⁹ / ₁₆	9 ⁹ / ₁₆	4 ⁹ / ₁₆
6 x 6 x 1	7.18	9 ⁹ / ₁₆	9 ⁹ / ₁₆	3 ¹¹ / ₁₆
6 x 6 x 1 1/4	6.67	2 ⁹ / ₃₂	2 ⁹ / ₃₂	3 ¹¹ / ₁₆
6 x 6 x 1 1/2	6.87	1	1	3 ¹¹ / ₁₆
6 x 6 x 2	7.78	1 ⁹ / ₃₂	1 ⁹ / ₃₂	3 ¹¹ / ₁₆
6 x 6 x 2 1/2	8.12	1 ¹⁷ / ₃₂	1 ¹⁷ / ₃₂	3 ³ / ₄
6 x 6 x 3	8.92	1 ²⁵ / ₃₂	1 ²⁵ / ₃₂	3 ¹¹ / ₁₆
6 x 6 x 4	10.17	2 ⁹ / ₃₂	2 ⁹ / ₃₂	3 ¹¹ / ₁₆
6 x 6 x 5	11.67	2 ²⁵ / ₃₂	2 ²⁵ / ₃₂	4 ¹ / ₃₂
8	36.81	4 ¹ / ₁₆	4 ¹ / ₁₆	5 ¹ / ₃₂
8 x 8 x 2	18.02	1 ¹ / ₁₆	1 ¹ / ₁₆	4 ³ / ₄
8 x 8 x 2 1/2	19.02	1 ⁵ / ₁₆	1 ⁵ / ₁₆	4 ³ / ₄
8 x 8 x 3	20.02	1 ⁹ / ₁₆	1 ⁹ / ₁₆	4 ³ / ₄
8 x 8 x 4	22.26	2 ¹ / ₁₆	2 ¹ / ₁₆	4 ³ / ₄
8 x 8 x 5	24.90	2 ²⁵ / ₃₂	2 ²⁵ / ₃₂	4 ¹⁵ / ₁₆
8 x 8 x 6	27.86	3 ¹ / ₁₆	3 ¹ / ₁₆	5 ¹ / ₈

NOTE: Tee sizes are read Run x Run x Outlet.

Consult price sheet for Made to Order items and for minimum order quantities.

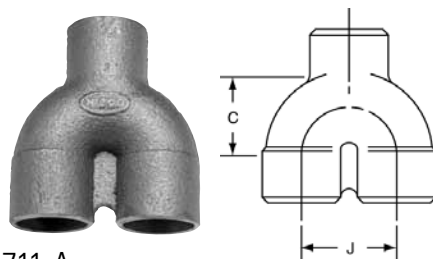
611-HE
Heat Exchanger Tee
C x C x C – Wrot

Tube slips entirely through fitting on small end of run. Sizes same as listed under 611 where tee has one or more reductions on one end of run.



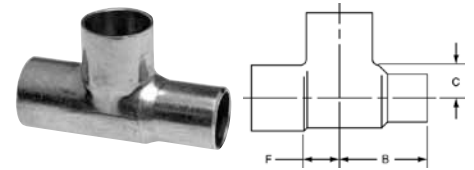
711
Tee C x C x C – Cast

NOM. SIZE	APPROX. NET WT. LBS.	DIMENSIONS INCHES		
		C	F	G
1 1/4 x 1/2 x 1/2	0.50	9 ⁹ / ₁₆	5 ⁵ / ₈	1
1 1/4 x 1/2 x 1	0.48	3 ³ / ₄	3 ³ / ₄	7 ⁷ / ₈
1 1/2 x 1/2 x 1 1/4	0.70	7 ⁷ / ₈	3 ¹ / ₃₂	1
2 x 3/4 x 3/4	0.82	2 ¹ / ₃₂	7 ⁷ / ₈	1 ¹ / ₄
2 x 1 x 1 1/2	1.23	1	1 ¹ / ₄	1 ¹ / ₄
2 x 2 x 3	3.11	1 ²¹ / ₃₂	1 ²¹ / ₃₂	1 ⁵ / ₁₆
2 1/2 x 1/2 x 2 1/2	2.46	1 ¹ / ₂	2 ⁷ / ₃₂	1 ¹ / ₂
2 1/2 x 1 1/2 x 1 1/2	1.76	1 ³ / ₃₂	1 ¹³ / ₃₂	1 ³ / ₈
2 1/2 x 1 1/2 x 2	2.02	1 ¹ / ₄	1 ¹⁵ / ₃₂	1 ¹ / ₂
2 1/2 x 2 1/2 x 3	2.98	1 ³ / ₄	1 ³ / ₄	1 ¹⁷ / ₃₂
3 x 2 x 1 1/2	2.63	1	1 ¹ / ₄	1 ³ / ₄
3 x 2 1/2 x 1 1/2	2.53	1	1 ³ / ₃₂	1 ³ / ₄
3 x 3 x 4	6.96	2 ¹¹ / ₃₂	2 ¹¹ / ₃₂	1 ²³ / ₃₂
4 x 2 x 2	4.64	1 ¹ / ₄	1 ³ / ₄	2 ¹ / ₄



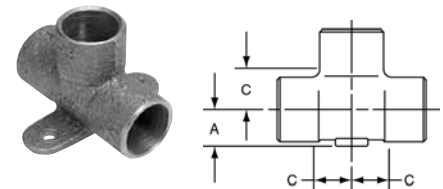
711-A
Supply and Return Tee
C x C x C – Cast

NOM. SIZE	APPROX. NET WT. LBS.	DIMENSIONS INCHES	
		C	J
1/2	0.17	1 ¹³ / ₁₆	1



611-2
Fitting Tee C x Ftg x C – Wrot

NOM. SIZE	APPROX. NET WT. LBS.	DIMENSIONS INCHES		
		B	C	F
1/2	0.07	1 ¹ / ₃₂	3 ³ / ₈	7 ⁷ / ₁₆
3/4	0.15	1 ¹⁵ / ₃₂	1 ¹ / ₂	1 ¹⁷ / ₃₂



711-5
Drop Tee C x C x C – Cast

NOM. SIZE	APPROX. NET WT. LBS.	DIMENSIONS INCHES	
		A	C
1/2	0.16	3 ³ / ₈	7 ⁷ / ₁₆