


1700 SERIES FIRE EXTINGUISHER CABINETS

FOR USE WITH • PORTABLE FIRE EXTINGUISHER



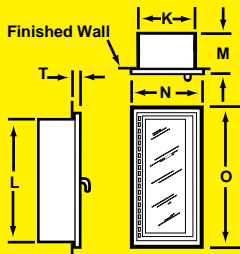
FUNCTION: 1700 Series cabinets accommodate a single portable fire extinguisher. (Refer to Section 3000)

OPTIONAL MATERIALS: Door and Frame available in aluminum, stainless steel, brass, or bronze. Red powder-coated finish available. When red finish is specified for door and frame, the box remains white, except for surface mounted cabinets. Refer to page 9.

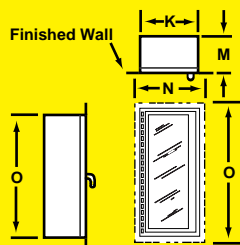
REGULARLY FURNISHED: 20 ga. box, 20 ga. tubular steel door with 20 ga. frame and a continuous steel hinge (brass pin). Steel corner seams welded and ground smooth. Recessed, semi-recessed and surface mounted cabinets are furnished with square edges. All components are powder-coated with an electrostatically-applied, thermally-fused, recoatable white polyester finish. Wall mounting and size of cabinet as selected by model number.

OPTIONAL CONSTRUCTION: For fire rated cabinet, add Prefix "FRC-". Rolled-radius edges available, add Suffix "-RR".

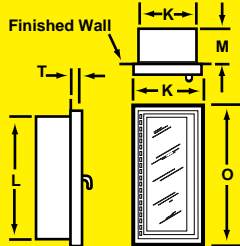
1700 SERIES



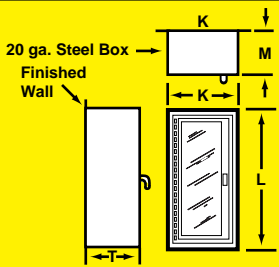
RECESSED



TRIMLESS



SEMI-RECESSED



SURFACE

ORDERING INFORMATION

- Select cabinet model number
- Select cabinet door style (Refer to page 10)
- Select type and size of extinguisher (Refer to chart below)

SPECIFICATION:

Fire extinguisher cabinet shall be Model No. _____ as manufactured by Potter-Roemer, Cerritos, CA 800-366-FIRE; door style Suffix _____, containing Model No. _____ fire extinguisher.

Model No.	Wall Mounting	Box Dimensions			Overall Frame		Wall Opening Required			Trim T in. cm	For Use With These Extinguishers Model No.	ADA	FRC†
		K in. cm	L in. cm	M in. cm	N in. cm	O in. cm	W ID T H in. cm	H E I G H T in. cm	D E P T H in. cm				
1702	Recessed 1/2"	9 22.9	24 61	5 12.7	11 3/4 29.8	26 3/4 67.9	10 25.4	25 63.5	4 1/4 12	1/2 1.3	3002 / 3005 / 3005-3 3302 / 3305 / 3305-3	Yes	Yes
1704	Recessed 1/2"	9 22.9	24 61	5 1/4 14.6	11 3/4 29.8	26 3/4 67.9	10 25.4	25 63.5	5 1/2 14	1/2 1.3	3006 / 3010 / 3306 3310 / 3405	Yes	Yes
1706	Recessed 1/2"	12 30.4	27 68.6	8 20.3	14 3/4 37.4	29 3/4 75.5	13 33	28 71.1	7 1/4 19.7	1/2 1.3	3020 / 3202 3320 / 3410	Yes	Yes
1708	Recessed 1/2"	12 30.4	36 91.4	8 20.3	15 3/4 40	39 3/4 100.9	13 33	37 94	7 1/4 19.7	1/2 1.3	3020 / 3202 3320 / 3410 / 3415	Yes	No
1712	Trimless	9 22.9	24 61	5 12.7	11 3/4 29.8	26 3/4 67.9	10 25.4	25 63.5	4 1/4 11.1	—	3002 / 3005 / 3005-3 3302 / 3305 / 3305-3	Yes	Yes
1714	Trimless	9 22.9	24 61	5 1/4 14.6	11 3/4 29.8	26 3/4 67.9	10 25.4	25 63.5	6 1/2 16.5	—	3006 / 3010 / 3306 3310 / 3405	Yes	Yes
1716	Trimless	12 30.4	27 68.6	8 20.3	14 3/4 37.4	29 3/4 75.5	13 33	28 71.1	8 1/4 22.2	—	3020 / 3202 3320 / 3410	Yes	Yes
1718	Trimless	12 30.4	36 91.4	8 22.2	15 38.1	39 99	13 33	37 94	9 1/4 23.4	—	3020 / 3202 3320 / 3410 / 3415	Yes	No
1724	Semi-Recessed	9 22.9	24 61	5 1/4 14.6	11 3/4 29.8	26 3/4 67.9	10 25.4	25 63.5	3 3/8 9.8	2 5	3006 / 3010 / 3306 3310 / 3405	Yes	Yes
1734	Semi-Recessed	9 22.9	24 61	5 1/4 14.6	11 3/4 29.8	26 3/4 67.9	10 25.4	25 63.5	2 7/8 7.3	3 7.6	3006 / 3010 / 3306 3310 / 3405	Yes	Yes
1736	Semi-Recessed	12 30.4	27 68.6	8 20.3	14 3/4 37.4	29 3/4 75.5	13 33	28 71.1	5 1/8 13	3 7.6	3020 / 3202 3320 / 3410	Yes	Yes
1738	Semi-Recessed	12 30.4	36 91.4	8 20.3	15 1/2 39.3	39 1/2 100	13 33	37 94	5 1/2 14	2 3/4 7	3020 / 3202 / 3320 3410 / 3415	Yes	Yes
1746	Semi-Recessed	12 30.4	27 68.6	8 20.3	14 3/4 37.4	29 3/4 75.5	13 33	28 71.1	3 3/8 7.9	5 12.7	3020 / 3202 3320 / 3410	No	Yes
1748	Semi-Recessed	12 30.4	27 68.6	8 20.3	15 1/2 39.3	39 1/2 100	13 33	37 94	3 1/2 5	4 3/4 12	3020 / 3202 / 3320 3410 / 3415	No	Yes
1754	Surface	11 1/2 29.2	26 1/2 67.3	5 1/4 14.6	—	—	—	—	—	5 3/4 14.6	3006 / 3010 / 3306 3310 / 3405	No	No
1756	Surface	14 1/2 36.8	29 1/2 74.9	8 20.3	—	—	—	—	—	8 20.3	3020 / 3202 3320 / 3410	No	No
1758	Surface	14 35.6	38 96.5	9 1/4 23.4	—	—	—	—	—	9 1/4 23.4	3020 / 3202 / 3320 3410 / 3415	No	No

1770 SERIES BUBBLE-TYPE FIRE EXTINGUISHER CABINETS



FUNCTION: 1770 Series and 1780 Series cabinets accommodate a portable fire extinguisher. All bubble door styles have a projecting convex polycarbonate panel enclosing the extinguisher.

FOR USE WITH
• 5 or 10 LB./2.3 or 4.5 kg
PORTABLE FIRE
EXTINGUISHER

FOR USE WITH
• 2½ GALLON WATER/9.4 l or
20 LB./9 kg DRY CHEMICAL
FIRE EXTINGUISHER

1770 SERIES

REGULARLY FURNISHED:

20 ga. box, 20 ga. tubular steel door with 20 ga. frame and a continuous steel hinge (brass pin). Steel corner seams welded and ground smooth. Recessed, semi-recessed and surface mounted cabinets are furnished with square edges. All components are powder-coated with an electrostatically-applied, thermally-fused, recoatable white polyester finish. Wall mounting and size of cabinet as selected by model number. Clear, vacuum-formed, polycarbonate bubble. Wall mounting and size of cabinet as selected by model number.

OPTIONAL MATERIALS:

Door and Frame available in aluminum, stainless steel, brass, or bronze. Red powder-coated finish available. When red finish is specified for door and frame, the box remains white, except for surface mounted cabinets. Refer to page 9.

OPTIONAL CONSTRUCTION:

For fire rated cabinet, add Prefix "FRC-".
Rolled-radius edges available, add Suffix "-RR".

OPTIONAL COLOR BUBBLE-TYPE DOOR:

-S Smoke Grey

SPECIFY: Add Suffix to cabinet Model Number.

ORDERING INFORMATION

- Select cabinet model number
- Select cabinet door style (Refer to page 10)
- Select bubble color
- Select type and size of fire extinguisher (Refer to chart below)

SPECIFICATION:

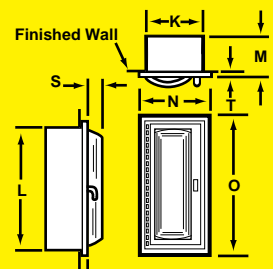
Fire extinguisher cabinet with bubble door shall be Model No. _____ as manufactured by Potter-Roemer, Cerritos, CA 800-366-FIRE; door style Suffix _____, containing Model No. _____ fire extinguisher.

Model No.	Wall Mounting	MAX. CAPACITY			Overall Frame		Wall Opening Required			Projection S	Trim T	For Use With These Extinguishers Model No.	ADA	FRC†
		K	L	M	N	O	W	H	D					
		in. cm	in. cm	in. cm	in. cm	in. cm	in. cm	in. cm	in. cm	in. cm	in. cm			
1770	Recessed	9 22.9	24 61	4 10.2	11¾ 29.8	26¾ 67.9	10 25.4	25 63.5	3¾ 9.5	2½ 6.4	½ 1.3	3002 / 3005 3006 / 3010	Yes	Yes
1771	Trimless	9 22.9	24 61	4 10.2	11¾ 29.8	26¾ 67.9	10 25.4	25 63.5	4¾ 12	2½ 6.4	—	3302 / 3305 3306 / 3310	Yes	Yes
1772	Semi-Recessed	9 22.9	24 61	4 10.2	11¾ 29.8	26¾ 67.9	10 25.4	25 63.5	2½ 5.3	2½ 6.4	2	3405	Yes	Yes
1775	Surface	11½ 29.2	26½ 67.3	4 10.2	—	—	—	—	—	2½ 6.4	4 10.2	—	No	No
1780	Recessed	12 30.4	27 68.6	4¾ 12	14¾ 37.4	29¾ 75.5	13 33	28 71.1	4½ 11.4	3 7.6	½ 1.3	3020 *3202	Yes	Yes
1781	Trimless	12 30.4	27 68.6	4¾ 12	14¾ 37.4	29¾ 75.5	13 33	28 71.1	5½ 14	3 7.6	—	3320	Yes	Yes
1785	Surface	14½ 36.8	29½ 74.9	4¾ 12	—	—	—	—	—	3 7.6	4¾ 12	—	No	No

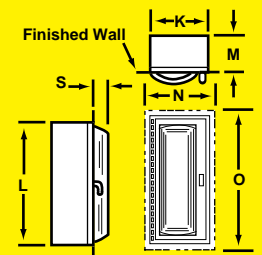
†For Fire Rated Cabinets add ¾"/.9 cm to the W-H-D wall opening dimensions All dimensions in English and Metric.



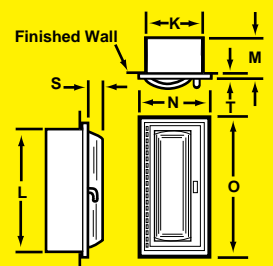
1780 SERIES



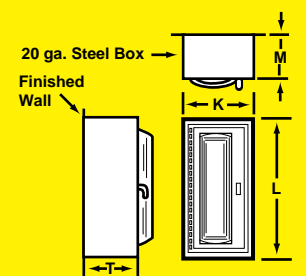
RECESSED



TRIMLESS



SEMI-RECESSED



SURFACE