



# RadioRA® 2

Save energy with wireless total home control from Lutron



# Table of contents

**01** The benefits of total home control

**02** The basics of energy savings

**04** Home tour:



Entry, page 04



Kitchen, page 06



Media room, page 08



Sunroom, page 10



Master suite, page 12

**14** Enhanced system functionality

**16** Colors and styles

**18** System components

**32** Technology you can count on



# The benefits of total home control



seeTouch® wall-mounted keypad in stone with personalized engraving

Create lighting scenes to match any mood or activity at the touch of a button.

Total home control is the ability to adjust the amount of daylight and electric light, the temperature, and the power used by appliances in a room, or throughout your home.

## With RadioRA® 2, you can:

- **save energy** and lessen your impact on the environment. The energy-saving benefits of RadioRA 2 are brought to you through a combination of light, shade, temperature, and appliance control.
- **add convenience to your daily life.** With a total home control system, you can adjust lights, shades and temperature to the specific level you want, in a particular room, or throughout your house—at the touch of a button.
- **create just the right mood or ambiance** for any activity—and do it with stylish products that will complement your home's décor.
- **add cutting edge technology to your home.** With RadioRA 2, you can control lights, shades, temperature and appliances from wall-mounted, tabletop, or handheld controls, in a specific room—or remotely from another room—or even outside your home.

## Ideal for existing homes and new construction

RadioRA 2 features Lutron wireless technology, enabling easy installation into existing homes and new construction.

# The basics of energy savings



## Light control

Dimming a standard halogen or incandescent light bulb by 25% saves 20% lighting energy. Dim more and save even more. Sensors and a timeclock also help save energy by turning off lights when they are not needed.

**Potential energy savings: 20%**

## Shade control

Controllable window shades can save you 10% on heating and cooling costs by blocking the sun's rays in summer or letting them in to warm a room during colder months.<sup>1</sup>

**Potential energy savings: 10%**

## Temperature control

Temperature control is the perfect complement to light and shade control because it provides the ability to adjust heating and cooling systems any time of day—even while away from home, saving up to 16% or more of heating and cooling energy usage.<sup>2</sup>

**Potential energy savings: 16%**

## Appliance control

Many appliances—like computer monitors—consume energy 24 hours a day accounting for 10% of a typical home's electricity use.<sup>3</sup> Turning off this standby power as part of a total home control system saves energy.

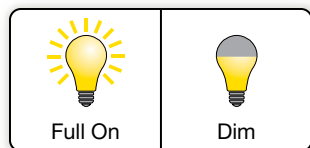
**Potential energy savings: 10%**

1 Lutron commissioned simulation by T.C. Chan Center for Building Simulation and Energy Studies, University of Pennsylvania, September 2008.

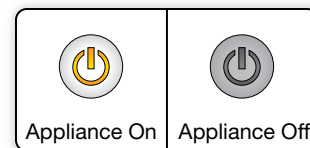
2 [www.energystar.gov](http://www.energystar.gov)

3 [www.standby.lbl.gov](http://www.standby.lbl.gov)


The energy-saving solutions listed below use a combination of light, shade, temperature, and appliance control to capitalize on **energy savings in your home**, without sacrificing comfort or convenience.



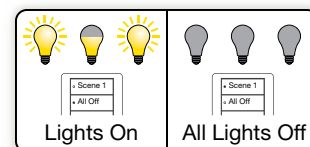
**Dimming** incandescent or halogen bulbs by 25% saves 20% electricity. Dimming more saves even more.




**Appliance control** turns off standby power to electronic appliances when you're not using them.




**CFLs and LEDs** already use less energy than standard bulbs, so dimming these highly efficient bulbs saves additional energy.



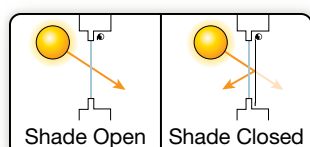
The **"All Off" button** turns all lights off with a single touch.



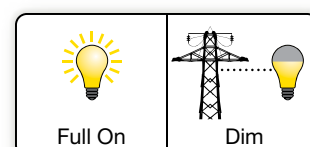
**Occupancy sensing** turns lights and standby power from electronic appliances off when a person leaves the space.



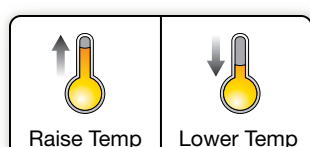
**Scheduling** can dim or turn off lights and standby power from electronic appliances when they're not needed, as well as set back the temperature when not as much heating or cooling is needed.



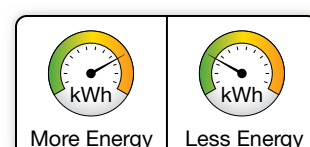
**Controllable window shades** reduce heating costs in winter and cooling costs in summer.



**Demand response** automatically reduces energy use from lights, shades, and heating/cooling systems during peak electricity usage times.



**Temperature control** automatically sets back the temperature when heating or cooling a room, so you use less electricity.



The **"Green" button** reduces energy use from lights, shades, and heating/cooling systems with a single touch.

During your tour through a RadioRA® 2 home, the recommended energy-savings solutions in each room will be indicated by the icons shown above.



# Entry: Warm and welcoming

Control from inside  
or outside your home

Conveniently control and monitor your home's lights, shades, and temperature as you approach your home, from anywhere inside your home, or even while away.

The system's two-way communication lets you know if lights are left on, shades are open, or what the temperature is even when you can't see the areas being controlled.



seeTouch® keypad  
in greenbriar;  
iPhone® with  
Lutron® Total Home  
Control+ app



Turn on your lights from the comfort  
of your car.



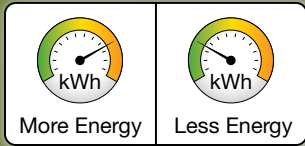
Never walk into a dark house again.



Create a path of light from your foyer  
into your house.



## Energy-saving tips



**“Green” button**  
Use the “Green” button to save energy by dimming the lights, adjusting the thermostat, shutting off standby power to electronic appliances, and closing the shades to block solar heat gain in summer or insulate the windows in winter.

# Kitchen: The heart of your home

## Control for versatility

Whole home control adds a new level of versatility to your kitchen by making it easy to create the perfect atmosphere for different activities.

And with temperature control, you can stay comfortable as things heat up—just turn the thermostat down a few degrees right from your seeTemp™ wall control.



**NEW!**

Temperature sensor; seeTouch® keypad and seeTemp wall control in midnight with a stainless steel wallplate



Bright light illuminates work surfaces when preparing meals.



Elegant pendant lights and cellular shades set the mood for entertaining.

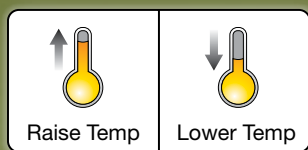


Soft lighting and adjusted shades offer relaxation and privacy.






## Energy-saving tips




### Temperature control

Wireless temperature sensors are easily placed in an optimum location. Because they are battery powered, they require no wiring.



### Dimming

Dimming allows you to have exactly the amount of light you want—where you want it—rather than wasting energy illuminating an entire room.



# Media room: Taking it easy

## Control for convenience

RadioRA® 2 brings theater magic to your media room by dimming the lights as the show begins. Proper light levels and glare-eliminating shades create the perfect viewing environment.



### Integration with other systems

RadioRA 2 integrates with a wide variety of universal remote controls, allowing you to control lights, shades, temperature and audio-visual components all from your favorite remote. We work with other manufacturers to make sure our products integrate reliably. Please see page 14 for a list of our integration partners.



seeTouch® keypad with IR in midnight with a stainless steel wallplate



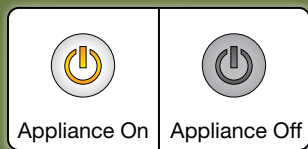
Turn your media room into an ultimate home theater by creating the perfect viewing environment.



Say goodbye to glare with controllable window shades.



## Energy-saving tips



### Plug-in appliance module

Many electronic devices such as stereos use energy even when they appear to be off. By plugging these devices into the appliance module you can completely shut off power—and be sure the devices aren't wasting energy.



The plug-in appliance module is easily concealed behind furniture.

# Sunroom: Entertaining friends

## Control for indoor/outdoor living

Add RadioRA® 2 to a room and you've just increased its flexibility. Adjust lights and shades to create the best setting for reading. When entertaining, soften lights in spaces where guests are relaxing, and raise shades to enjoy the sunset.



Pico® wireless control



Integration with a universal remote control provides added flexibility.



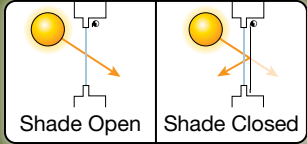
Adjust lights and shades to create the best setting for reading.



When entertaining, soften lights in spaces where guests are relaxing, and raise shades to enjoy the sunset.



### Energy-saving tips



**Shade control**  
In summer, close shades to block the sun, which will reduce cooling costs. In winter, open shades to let daylight warm your home—then close them in the evening to retain the heat.

# Master suite: Rooms for relaxing

## Control in your bedroom—and bathroom

The convenience of whole home control means you can monitor lights, shades, heating, and cooling from anywhere in your home—including the comfort of your bed. You can also set lights and shades in the bathroom to the perfect level for creating a soothing retreat.



seeTouch® tabletop keypad in snow



Set lights and shades in the bathroom to the perfect level to create a soothing retreat.



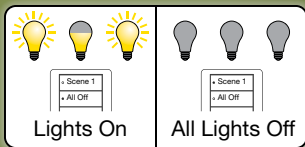
Turn lights off in rooms you may have forgotten about from the comfort of your bed.



Press a keypad button and wake up to soft light.

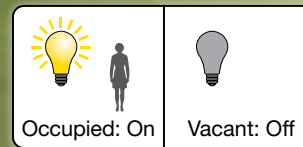



## Energy-saving tips



### “Goodnight” button

Press the “Goodnight” button on a tabletop keypad after you climb into bed, and you can rest assured that all of the lights are off.



### Occupancy/Vacancy sensors

Radio Powr Savr™ occupancy/vacancy sensors turn off the lights when the room is empty. They are ideal for rooms where lights are often left on, such as bathrooms or a child’s room.

# Enhanced system functionality

## Open integration

Lutron works with many other manufacturers to ensure that our systems integrate reliably with a wide variety of remotes and automation systems.

- AMX
- Control4
- Crestron Electronics, Inc.
- ELAN
- ELK
- HAI
- HomeLogic
- Honeywell
- LifeWare
- NetStreams
- Philips
- RTI
- Savant
- DSC
- Universal Electronics Inc.
- Universal Remote Control

RadioRA® 2 can be integrated with popular control and automation systems to make light control, shades, and temperature control part of the experience.



IR remote control



Touch panel control



A/V equipment



Garage door opener



Security system keypad

RadioRA® 2 integrates directly with select security panels to provide an enhanced security experience and additional lifestyle benefits in the home. RadioRA 2 acts as an extension of the security keypad allowing you to save energy, create privacy, and add comfort every time you use your security system.



## Remote control and monitoring

The Lutron Home Control+ application allows you to control and monitor your RadioRA 2 system right from your mobile device – at home or while away.

Full two-way functionality allows your **iPhone**®, **iPod touch**®, **iPad**® and **Android**™ devices to update in real-time when lights, shades, temperature or plug-in devices are adjusted in the home. The app supports multiple RadioRA 2 systems – perfect for users with more than one home.

The Level Editor feature offers the ability to easily adjust and save your system's keypad, time clock and thermostat programming. On the iPad, the HomeGlance screen provides an at-a-glance overview of your favorite keypads and devices, as well as thermostats and time clock mode.



iPhone




iPad

**NEW!**

## Smart Grid solutions



With Lutron residential Smart Grid solutions you can reduce energy usage during peak demand periods, which saves you money.



**Demand response** automatically reduces energy use from lights, shades, and heating/cooling systems during peak electricity usage times.

- <sup>1</sup> Apps require set up by a qualified RadioRA 2 dealer. Remote access requires appropriate network equipment and configuration.
- <sup>2</sup> iPhone, iPod touch, and iPad are registered trademarks of Apple®, Inc., registered in the U.S. and other countries.
- <sup>3</sup> Android is a trademark of Google Inc. Use of this trademark is subject to Google Permissions.

# Colors and styles







seeTouch® wall-mounted keypad  
in mocha stone

RadioRA® 2 keypads, dimmers, and accessories come in beautiful color palettes, while shades are available in a wide variety of fabrics and styles. You can choose colors and fabrics to complement a room's look and feel, and to coordinate with the overall style of your home.



Dimmer, receptacle, phone jack, and cable jack  
in mocha stone

## Satin Colors®



## Gloss colors



white



ivory



almond



light almond



gray



brown




black

## Metals



stainless  
steel



Sivoia® QS Wireless roller 20™ shades in snow drops—beige and singing in the rain—pumpkin (both fabrics are part of the Gallery Collection)

# System components



When you choose RadioRA® 2, you're selecting a comprehensive system comprised of keypads, light controls, sensors, temperature controls, appliance controls, and shades.

RadioRA 2 was developed so that you can choose the specific components you want in order to create the system that will best suit your lifestyle.



**Keypads**  
pages 20–22



**Light controls**  
pages 23–26



**Sensors**  
page 27



**Temperature controls**  
page 28



**Appliance control**  
page 28



**Behind the scenes**  
page 29



**Sivoia® QS Wireless shades**  
page 30

# System components



## Keypads

Use wall-mounted or tabletop keypads to adjust lights, shades, or HVAC. Handheld controls and the car visor transmitter are convenient ways to adjust lights and shades. Keypads are available in a wide variety of button configurations and colors.




Shown actual size: Five-button keypad with raise/lower



Shown actual size: Three-button keypad with raise/lower

**seeTouch® wall-mounted keypads** install in a standard wallbox to provide control of lights and/or shades individually or in preset scenes. They feature backlit buttons and personalized engraving.



Available button configurations

## Keypads (continued)

**seeTouch® tabletop keypads** are powered by standard AAA batteries or an included plug-in adapter. Tabletop keypads provide convenient, portable control of the system with backlit buttons and personalized engraving.



Shown actual size: Tabletop keypad with 10 scene buttons, as well as on/off and raise/lower buttons

The **car visor transmitter** is a three-button, battery-powered control that provides control of lights and shades from your car. HomeLink® compatibility in the visor control receiver (see page 29) allows your car's built-in buttons to adjust lights and shades.



Shown actual size: Car visor transmitter

# System components

## Keypads (continued)

**Pico® wireless controls** are battery-powered (10 year battery life) remote controls that can be mounted to any wall surface, placed on a pedestal for tabletop use, or used as a handheld control. A wall-mount option provides the convenience of additional “3-way” control of lights and shades with no new wiring.

**NEW!**



Quad pedestal-mounted light and shade Pico wireless controls (single, dual, and triple pedestals also available)



Shown actual size: Handheld Pico wireless control



Shown actual size: Wall-mounted Pico wireless control with coordinating Lutron® Claro® wallplate



## Light controls

Light controls provide the basic building blocks for the RadioRA® 2 system. Dimmers, switches, and other components are available in a variety of colors and finishes.



The **wall-mounted hybrid keypad** replaces a standard switch. It receives signals from keypads and sensors and controls power to your lights. With the hybrid keypad you can turn your lights on, off, dim them, or create specific scenes. You can also control other lights throughout your home—as well as shades—using this keypad.



Shown actual size: Wall-mounted hybrid keypad with personalized engraving

Available button configurations

# System components

## Light controls (continued)

A **wall-mounted dimmer** installs in place of a standard light switch to provide dimming control of the attached lighting, as well as system control from keypads and other devices.



Shown actual size: Wall-mounted dimmer

A **wall-mounted switch** installs in place of a standard light switch to provide switching control of the attached lighting, as well as system control from keypads, sensors and other devices.



Shown actual size: Wall-mounted switch

## Lighting controls (continued)

The **tabletop lamp dimmer** provides direct dimming control of an attached table lamp, and provides system control of the lamp from keypads and other devices. The dimmer's "stack-on" plug connects to a standard electrical receptacle and also provides the connection for the lamp.



The **plug-in dimming module** plugs into a standard receptacle and provides connection for floor or table lamps. Plug-in modules are designed to be concealed behind furnishings. Connected lights can be controlled only from keypads, sensors, and other system devices.



## Appliance control

Appliance controls save energy by shutting off standby power to electronic appliances such as printers and computer monitors when they're not in use.

The **plug-in appliance module** plugs into a standard receptacle and provides connection for electrical appliances. Plug-in modules are designed to be concealed behind furnishings. The connected appliance can be switched off only from keypads, sensors, and other system devices.



# System components



## Light controls (continued)

**GRAFIK Eye® QS Wireless control units** provide integrated control of multiple groups of lighting fixtures and shading groups within a single room. Individual lighting loads and shade groups can be controlled directly from the unit's controls, hidden below a hinged cover.



Shown actual size: GRAFIK Eye QS Wireless control unit with one shade zone and personalized button engraving (control shown with closed cover)

Above: control shown with cover open



## Occupancy/vacancy sensors

Sensors provide automated energy savings and added convenience. Radio Powr Savr™ sensors are battery powered (10 year battery life) and can be installed without the need for any wiring.

**Radio Powr Savr wireless occupancy/vacancy sensors** work with RadioRA® 2 light controls to turn lights on when people enter a room and turn lights off automatically when the room is empty. Available in ceiling, corner, and hallway mount configurations for appropriate sensor coverage in any room.



Shown actual size: Radio Powr Savr wireless occupancy/vacancy sensor (ceiling-mounted)




Shown actual size: Radio Powr Savr wireless occupancy/vacancy sensor (wall-mounted)

# System components

## Temperature controls

Add a Lutron thermostat to your RadioRA® 2 system for convenient temperature control from keypads, mobile devices and the timeclock. Save energy by reducing your HVAC usage with the “eco” button.



The **seeTemp™** wall control shows current temperature and allows you to adjust set point and system mode (heating, cooling, auto, fan on/off).

Shown actual size: seeTemp wall control

## TouchPRO Wireless™ with Clear Connect™ Technology

The TouchPRO Wireless with Clear Connect™ Technology combines the trusted Honeywell brand with Lutron innovation. It looks like a conventional thermostat, is easy to install, and it works with Lutron’s designer seeTemp wall-mounted temperature controls--so you can add additional points of control while enhancing décor.



Shown at 65%  
Actual Size: 6.5" X 4.94"



# Behind the scenes

## HVAC Controller with Wireless Temperature Sensor

The **HVAC controller** connects to the home's mechanical equipment using standard thermostat wiring.

The battery-powered (5 year battery life), **wireless temperature sensor** is surface-mounted to the wall in the space to be conditioned. It detects temperature and transmits that information to the HVAC controller.



HVAC controller shown at 65%

Shown actual size:  
Wireless temperature sensor

The **main repeater** provides open integration with other systems, devices, and the Web. The included astronomic timeclock allows system control based on time of day as well as sunrise/sunset. The main repeater is required for system setup and operation.

The **auxiliary repeater** extends system RF range in larger applications, outdoor spaces, and between buildings. It can be used wirelessly within the home or be wired to another repeater to span longer distances.

The **visor control receiver** provides system control from the car. The security feature turns on and flashes selected lights when the security system is activated. Contact closure outputs enable remote control of garage door openers.



Main repeater



Auxiliary repeater



Visor control receiver

# System components



## Sivoia® QS Wireless shades

Sivoia QS Wireless offers ultra-quiet, precision control of the full family of Lutron® window treatment styles at the touch of a button.



**Cellular** remote-controlled, wire-free cellular shades use store-bought batteries—and our patent-pending battery technology ensures a long, 3-year battery life.

**Roller shades** provide precision control of daylight with near-silent operation.

**Roman shades** with CERUS™ (Cord Eliminating Roman Uptake System) technology are the first cord-free Roman shades.



For more information on Sivoia® QS Wireless shades go to [www.lutron.com/shades](http://www.lutron.com/shades).



**Venetian blinds** with Intelligent Tilt Alignment™ are an attractive way to ensure privacy.



**Complete drapery systems** are now available in over 70 soft fabrics as part of the Avant Collection™.



**Kirbé™ vertical drapery system** smoothly pulls fabric up and completely out of the way, an industry first.

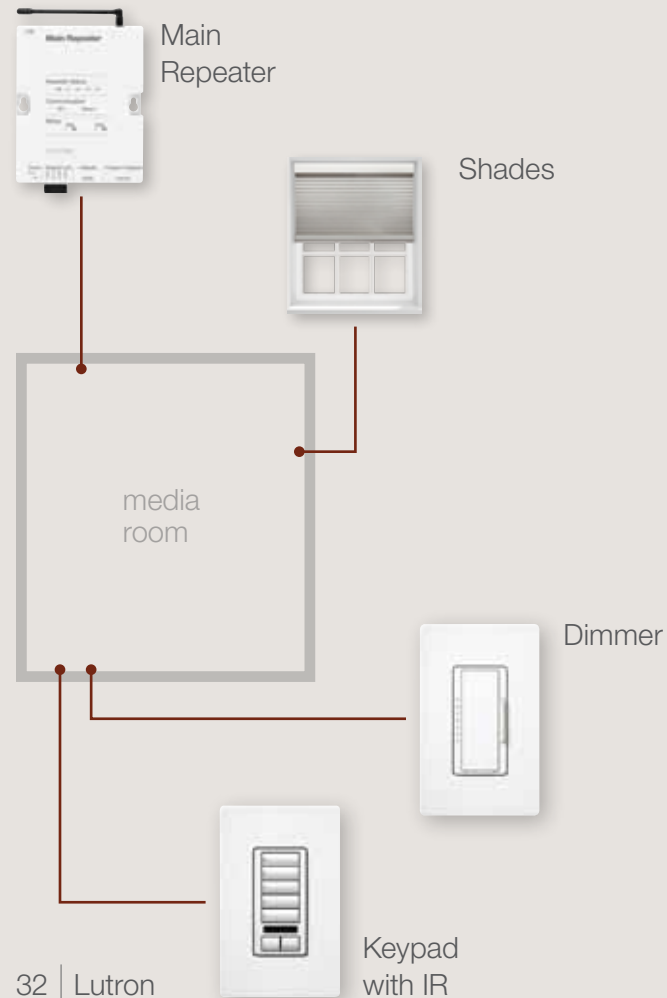


**Tensioned shades** reliably control daylight and heat gain through skylights and angled windows.

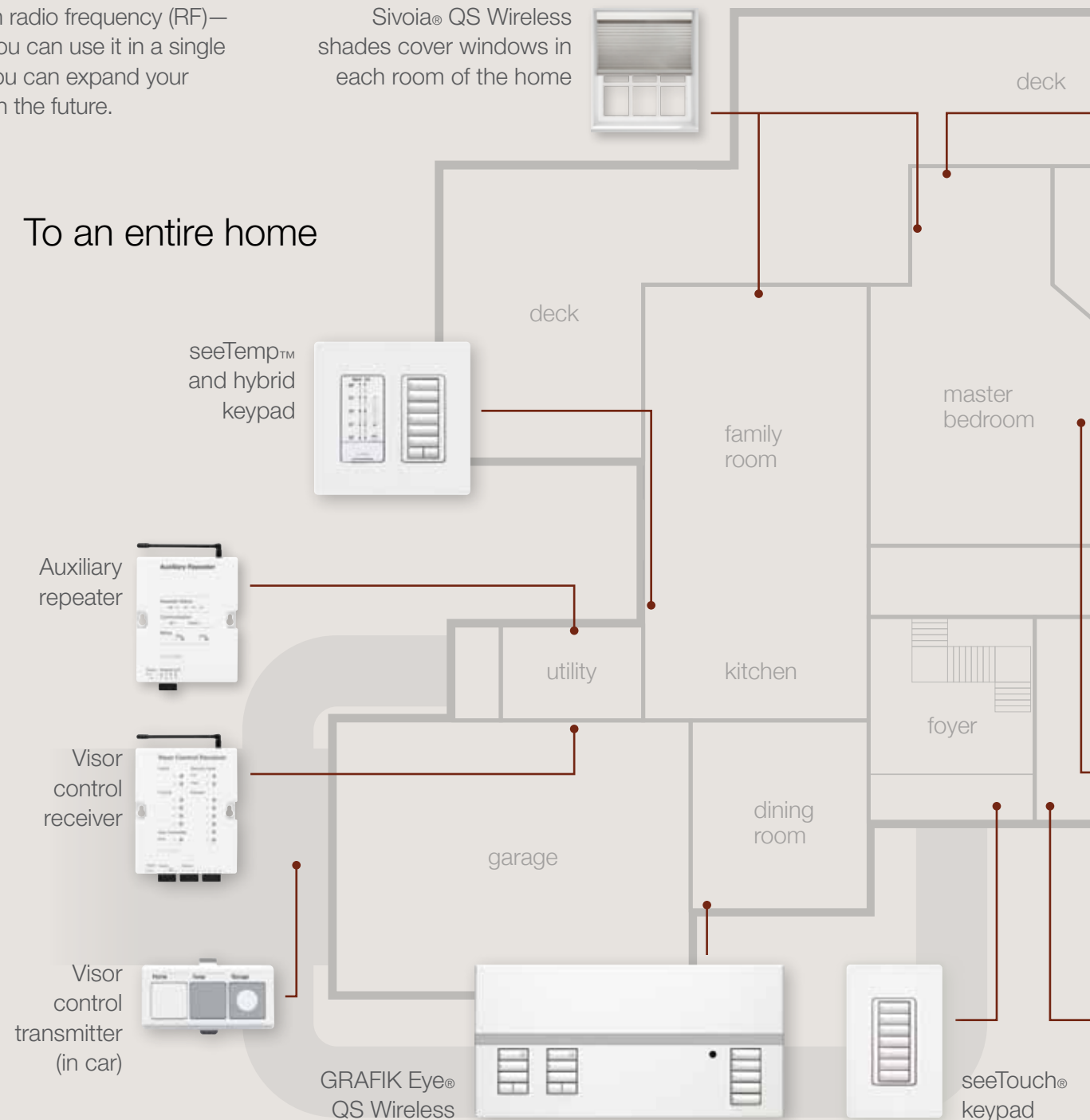
# Technology you can count on

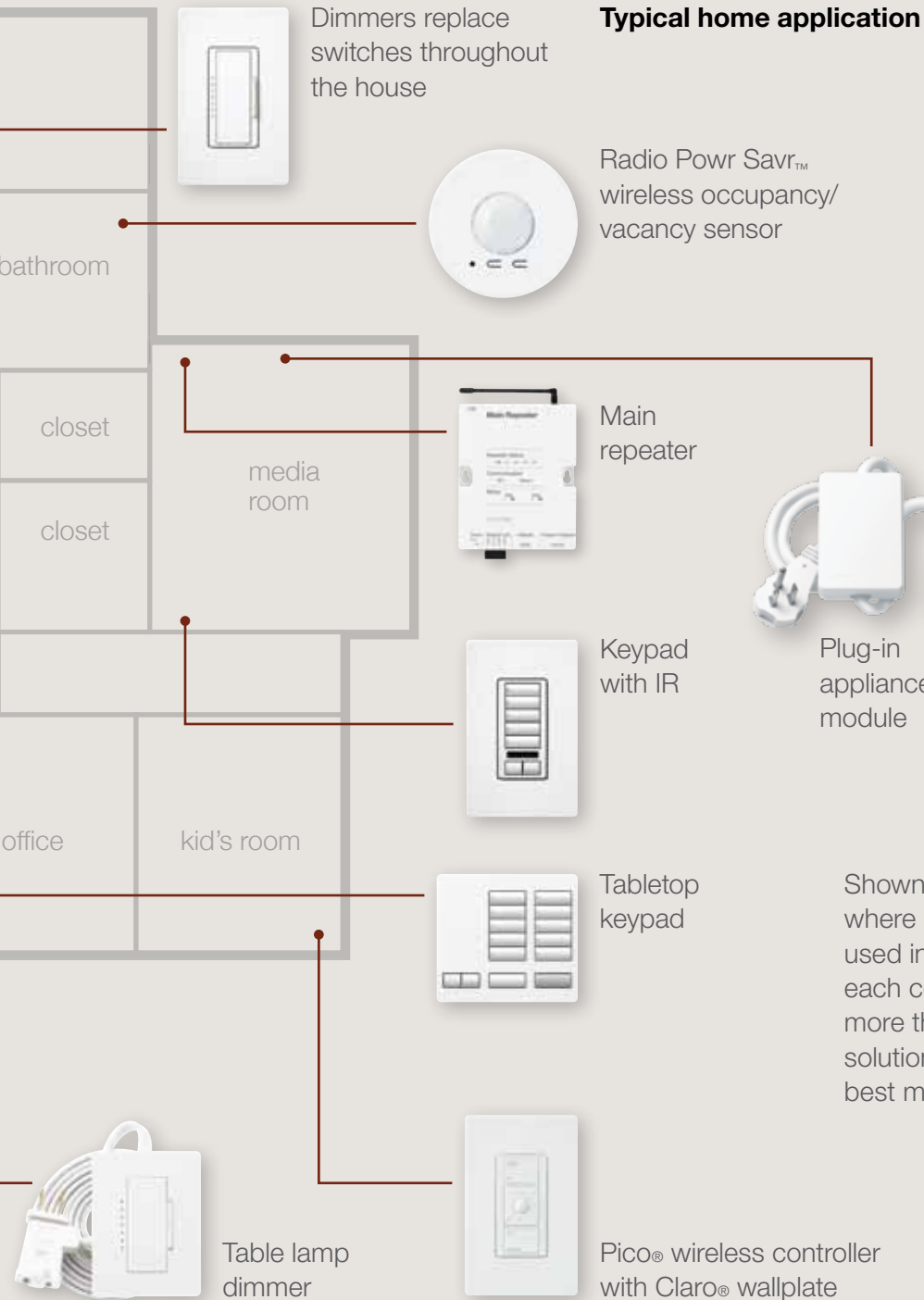
The components in RadioRA® 2 “talk” to each other through radio frequency (RF)—or wireless—technology. RadioRA 2 is scalable—meaning you can use it in a single room, a few rooms, or throughout your entire home. Plus, you can expand your system—start out with a single room and add other rooms in the future.

## From a single area




## To an entire home






Control your RadioRA® 2 system anywhere—from inside or outside your home using mobile device apps.

Shown here is an example of where RadioRA 2 components are used in a typical home. Because each component can be used in more than one room, you can create solutions for each room that will best meet your needs.



Lutron's patented Clear Connect™ RF technology sets the bar for reliability, so you can trust your system will work with precision and accuracy—every time you use it.

- Quiet frequency band, essentially free of interference
- Dedicated network ensures communication between system devices is reliably delivered
- Group commands ensure smooth, simultaneous system response



## A history of sustainability, innovation, and quality



At Lutron, sustainability is not new to us. Since 1961, we have been designing industry-leading technology that saves energy and reduces greenhouse gas emissions, and are a proud member of the U.S. Green Building Council.

Lutron is a company built on a belief in taking care of the customers, employees, and the community. We innovate in advance of emerging market needs and continually improve our quality, our delivery, and our value.

Lutron owns over 2,000 patents worldwide and manufactures more than 15,000 products. For over 45 years, we have met and exceeded the highest standards of quality and service. Every one of our products is quality-tested before it leaves the factory.

save  
energy  
with  
Lutron™ 

## Global service and support

You can count on a level of support unequaled anywhere in the industry and anywhere in the world. Lutron provides 24/7 technical phone support, as well as a global network of customer-focused field service engineers.

[www.lutron.com/radiora2](http://www.lutron.com/radiora2)

World Headquarters 1.610.282.3800

Technical Support Center 1.800.523.9466 (Available 24/7)

Customer Service 1.888.LUTRON1



©10/2011 Lutron Electronics Co., Inc. | P/N 367-1663 REV G

