

# ARCHITECTURAL CABINET SERIES



# ABOUT



**Buena Cabinet** (7121-A-16-VAB) in a retail application

## ABOUT POTTER ROEMER/FIRE PRO

Since 1937

### YOUR VISION, CRAFTED WITH OUR EXPERTISE.

Potter Roemer®/Fire Pro has been a trusted name since 1937, known for delivering greater safety to building occupants, greatly reduced liability for building owners, and peace of mind for the specifier. Potter Roemer/Fire Pro's history of quality engineering also means greater convenience and creativity for the architect. We possess the kind experience and resources necessary to design the most innovative products in fire protection equipment.

Safety and necessity does not have to sacrifice design. Customers can present the vision, and rely on our U.S.-based manufacturing facility to take care of the compliance, the codes, and the thought that goes into each detail. Whether it's the custom capabilities necessary for the world's most renowned art museum in Los Angeles, the world's tallest buildings in Chicago and Kuala Lumpur, international airports on every continent, schools, churches or office buildings, Potter Roemer/Fire Pro/Fire Pro treats each project as one-of-a-kind. Because we have the expertise to do so.



For complete specifications and our online selector please visit:

[www.potterroemer.com](http://www.potterroemer.com) / 800-366-3473 / 626-937-4777



**Handcrafted**



**In-house service**



**Custom details**

**DISTRIBUTION CENTERS**

- City of Industry, CA
- Dallas, TX
- Miami, FL
- Atlanta, GA
- Chicago, IL
- Union, NJ

Family owned

Made in the USA



Member of USGBC



**ENVIRONMENTALLY CONSCIOUS**

Our in-house manufacturing also makes us uniquely capable to contribute products in environmentally conscious or government-regulated projects, such as those seeking Leadership in Energy Efficiency and Design (LEED) points toward green building certification. Potter Roemer®/Fire Pro designs, manufactures, and ships directly from our headquarters in the United States to designers seeking a locally-made building components. We take pride in our craftsmanship, and the idea that each product need only be made once. Our stainless steel is composed of 80 percent recycled material—virtually indestructible products that stand up to any building’s challenge and are less likely to need replacing. The result is a net savings to the environment as well long-term monetary savings for customers.

**For complete specifications and our online selector please visit:**

[www.potterroemer.com](http://www.potterroemer.com) / 800-366-3473 / 626-937-4777




# CABINETS

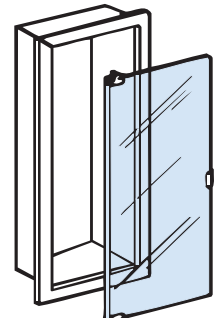

## STANDARD

### OPTIONS TO FIT EVERY STANDARD—IN BOTH BUILDING AND DESIGN.

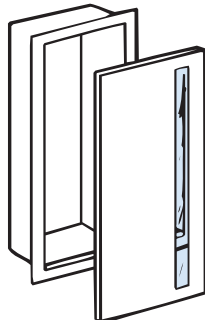
Potter Roemer®/Fire Pro offers a large selection of options, each anticipated and developed from decades of experience with different standards. Within each series you may select a range of materials and optional finishes for the door and frame. A diversity of door styles is available to meet any project requirement. We look at product, not from the viewpoint of how it's always been, but rather how much better it can be. This approach produced the industry's first UL classified and listed extinguisher and valve cabinets, providing the assurance of the integrity of rated wall assemblies. All Potter Roemer/Fire Pro extinguisher and valve cabinet boxes are constructed from heavy-duty, cold-rolled steel for durability, then powder-coated, finished, and inspected in own facility. Tempered glass with our patented Break-Rite feature ensures the highest qualities in safety.



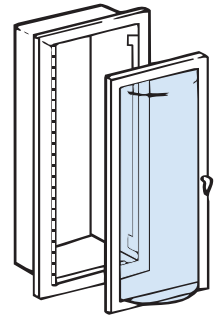
The **Alta** Series door and frame option features durable, unitized construction for an economical solution that complements virtually any type of construction.



The **Buena** Series features a full acrylic door with a 2-point hinge, for an ultra-clean, contemporary look.



The trimless look of the **Dana** Series can be designed to effortlessly blend into its surrounding environment or styled to stand out.



The **Loma's** shallow design and clear plastic "bubble" window is ideal for structures with limited wall depth.





**Extinguisher cabinet** semi-recessed duo-vertical door in custom color coated steel (7022-DV-RR-RED)

# CUSTOM

## SAFETY FIRST. YOUR SIGNATURE DESIGN NEXT.


Standards, codes, and function shouldn't complicate design aesthetic. When it comes time to select a building's details, Potter Roemer®/Fire Pro presents more than a set of product models. We offer a portfolio of features that address the most important factors in safety, quality, and design, so the architect can create a custom product uniquely tailored to the project. Our knowledge and familiarity with the links connecting the owner, architect, and installer make us uniquely qualified to respond to every phase of the construction process with direct customer service

For complete specifications and our online selector please visit:

[www.potterroemer.com](http://www.potterroemer.com) / 800-366-3473 / 626-937-4777



# CUSTOM GALLERY



Custom frosted glass cabinet



Custom wallpapered valve cabinet



Extinguisher cabinet with custom handle  
based on Model 7220-DV



Custom painted valve cabinet based on Model 8020-F



Custom glass valve cabinet



Custom brass extinguisher cabinet based on Model 7080-DV

For complete specifications and our online selector please visit:

[www.potterroemer.com](http://www.potterroemer.com) / 800-366-3473 / 626-937-4777



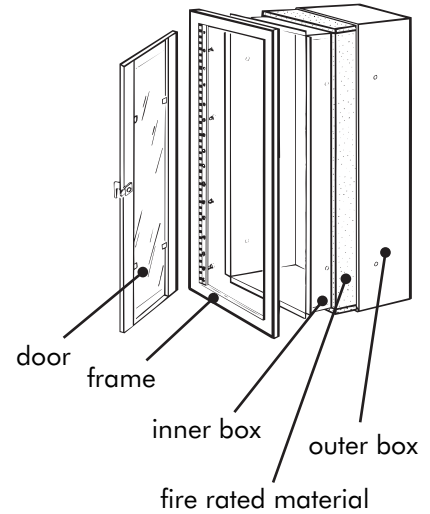
# SPECIAL FEATURES

## FIRE-RATED CABINETS



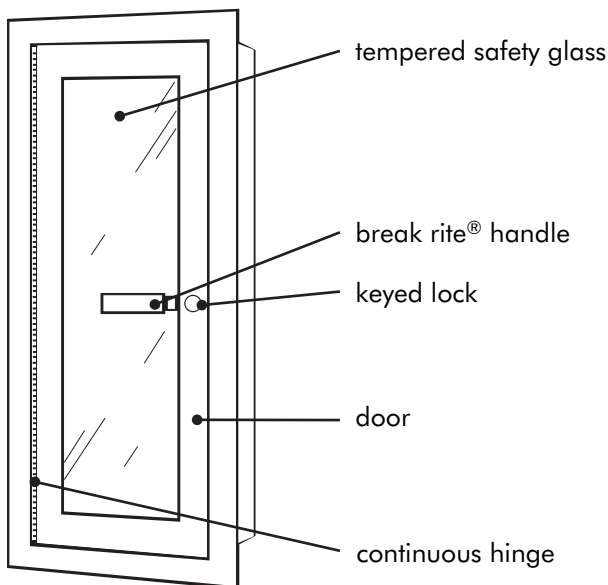
Potter Roemer®/Fire Pro proudly offers the industry's first fire-rated extinguisher and valve cabinets classified and listed by Underwriters Laboratories, Inc. Available as an option on the majority of Potter Roemer/Fire Pro models, Underwriters Laboratories, Inc. has classified and listed our fire-rated option for 2- hour combustible and non-combustible wall assemblies.

By specifying the fire-rated option, you can eliminate the extra expense of lining wall openings, maintain the integrity of wall penetrations and ensure compliance with stringent building codes.



## BREAK RITE® CABINETS

Public buildings and spaces are often subject to vandalism and theft, and damaged fire safety cabinets can pose the risk of injury. In addition, emergencies require quick action, and many times there is no time to spare on the lock and key. Potter Roemer/Fire Pro's Break Rite® cabinets feature a patented, easy-pull handle and tempered safety glass designed to break into small, harmless pellets that eliminate the risk of serious injury and owner liability issues.



US patent no. 5638906



safety glass pellets



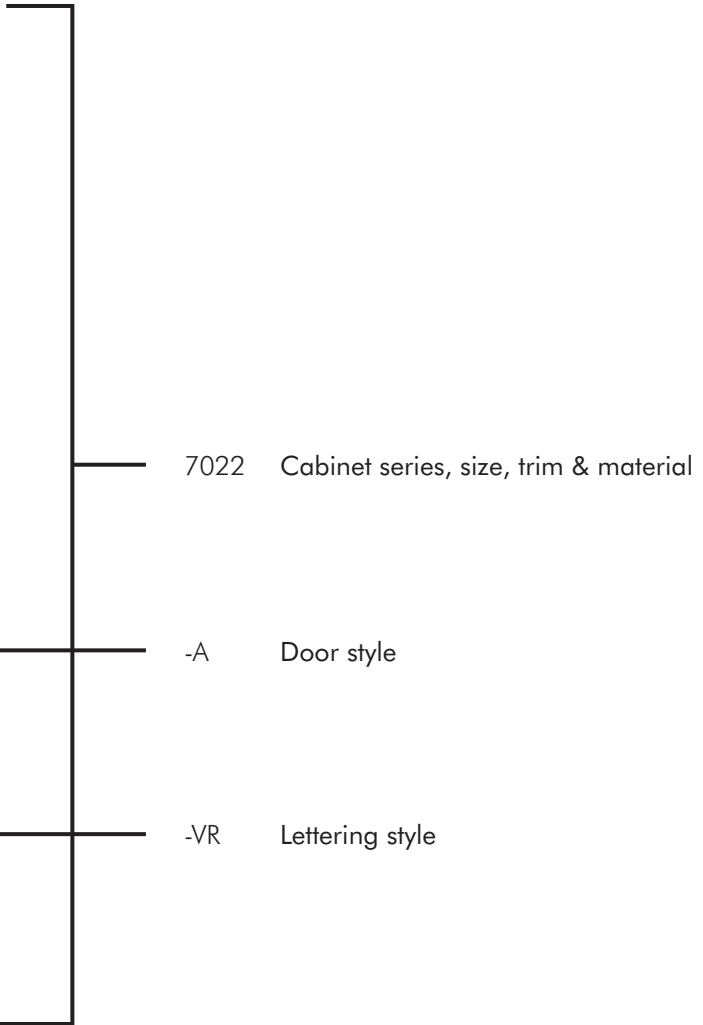
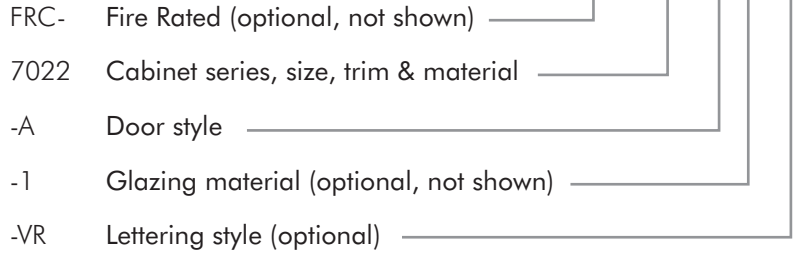


**TO SPECIFY:**

- ▶ Choose compliancy (Fire-rated and/or ADA compliant)
- ▶ Choose size (determined by fire extinguisher size)
- ▶ Choose trim style
- ▶ Choose series
- ▶ Choose options

**SPECIFICATION EXAMPLE:**

**FRC-7022-A-1-VR**



# HOW TO SPECIFY

For complete specifications and our online selector please visit:

[www.potterroemer.com](http://www.potterroemer.com) / 800-366-3473 / 626-937-4777



# PICK & CHOOSE

## DOOR STYLES

### Alta Cabinets



**-A** full glass



**-B** full break glass



**-D** duo panel



**-DV** duo vertical panel



**-DVL** duo vertical panel w/ lock



**-E** center break glass



**-F** solid flush panel



**-FS** solid flush panel w/lock



**-A-FP** full glass w/ flush pull handle



**-DV-FP** duo vertical panel w/ flush pull handle



**-F-FP** solid flush panel w/flush pull handle

### Buena Cabinets



**-A** full acrylic panel



**-E** full acrylic panel with scored insert and cylinder lock



**-DV** duo vertical panel



**-DVL** duo vertical panel w/lock



**-F** solid flush panel



**-FS** solid flush panel w/lock

### Dana Cabinets

### Loma Cabinets (extinguisher cabinets only)



**-BA** full bubble w/catch



**-BB** full bubble w/cylinder lock


### LETTERING

A host of letter colors and placement options are also available.

For complete specifications and our online selector please visit:

[www.potterroemer.com](http://www.potterroemer.com) / 800-366-3473 / 626-937-4777

## METAL DOOR & FRAME MATERIALS




### Steel

cold rolled steel with electrosatically applied, thermally-fused polyester coating with recoatable white finish



### Aluminum

clear, annodized finish



### Stainless Steel

number 304 stainless, with number 4 finish



### Brass


polished finish

## OPTIONAL FINISHES




### Coated Steel

available in any polyester color



### Duranodic Aluminum

light, medium or dark duranodic



### Mirror Stainless Steel

number 304 stainless, with number 8 mirror finish



### Oxidized Brass

dark oxidized, oil rubbed

## HANDLES & LOCKS



### Cam Latch




### Lock



### Flush Pull Handle

## TRIM STYLES




Trimless



Semi-recessed



Surface



Recessed



Semi-recessed with optional rolled radius

(option is STANDARD on all 3", 9x24, Semi-Recessed Alta, Buena and Loma models)



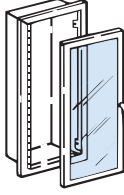
For complete specifications and our online selector please visit:

[www.potterroemer.com](http://www.potterroemer.com) / 800-366-3473 / 626-937-4777



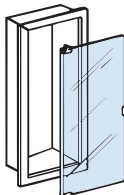
# STANDARD MODEL

## ALTA SERIES



STEEL	MODEL NUMBER			WALL MOUNTING	BOX I.D.			FRAME O.D.		WALL OPENING			FRC OPTION			ADA	FOR USE WITH THESE EXTINGUISHERS
	ALUMINUM	STAINLESS STEEL	BRASS		K	L	M	N	O	W	H	D	W	H	D		
7007	7037	7057	7077	Recessed-1/2	9	18	5	11 3/4	20 3/4	10	19	4 3/4	11 1/4	20	5 3/4	Yes	3002 3005 3005-3 3302 3305 3305-3
7008	7038	7058	7078	Semi-Recessed-2	9	18	5	11 3/4	20 3/4	10	19	3 3/4	11 1/4	20	4 3/4	Yes	
7009	7039	7059	7079	Surface	11 1/2	20 1/2	5 3/4	-	-	-	-	-	-	-	-	No	
7010	7030	7050	7070	Recessed-1/2	9	24	5	11 3/4	26 3/4	10	25	4 3/4	11 1/4	26	5 3/4	Yes	
7012	7032	7052	7072	Semi-Recessed-2	9	24	5	11 3/4	26 3/4	10	25	3 3/4	11 1/4	26	4 3/4	Yes	
7013	7033	7053	7073	Semi-Recessed-3	9	24	5	11 3/4	26 3/4	10	25	2 1/4	11 1/4	26	3 3/4	Yes	3006 3010 3306 3310 3405
7020	7040	7060	7080	Recessed-1/2	9	24	5 3/4	11 3/4	26 3/4	10	25	5 1/2	11 1/4	26	6 3/4	Yes	
7021	7041	7061	7081	Trimless	9	24	5 3/4	12 3/4	27 3/4	10	25	6	11 1/4	26	7 3/4	Yes	
7022	7042	7062	7082	Semi-Recessed-2	9	24	5 3/4	11 3/4	26 3/4	10	25	4	11 1/4	26	4 3/4	Yes	
7023	7043	7063	7083	Semi-Recessed-3	9	24	5 3/4	11 3/4	26 3/4	10	25	3	11 1/4	26	3 3/4	Yes	
7024	7044	7064	7084	Surface	11 1/2	26 1/2	5 3/4	-	-	-	-	-	-	-	-	No	3020 3202 3320 3410
7025	7045	7065	7085	Recessed-1/2	12	27	8	14 3/4	29 3/4	13	28	7 3/4	14 1/4	29	8 3/4	Yes	
7026	7046	7066	7086	Trimless	12	27	8	15 3/4	30 3/4	13	28	8 1/4	14 1/4	29	9 3/4	Yes	
7027	7047	7067	7087	Semi-Recessed-3	12	27	8	14 3/4	29 3/4	13	28	5 1/4	14 1/4	29	6 3/4	Yes	
7028	7048	7068	7088	Semi-Recessed-5	12	27	8	14 3/4	29 3/4	13	28	3 3/4	14 1/4	29	4 3/4	No	
7029	7049	7069	7089	Surface	14 3/4	29 3/4	8	-	-	-	-	-	-	-	-	No	

## BUENA SERIES

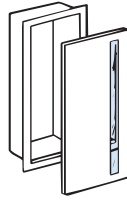


STEEL	MODEL NUMBER			WALL MOUNTING	BOX I.D.			FRAME O.D.		WALL OPENING			FRC OPTION			ADA	FOR USE WITH THESE EXTINGUISHERS
	ALUMINUM	STAINLESS STEEL	BRASS		K	L	M	N	O	W	H	D	W	H	D		
7107	7137	7157	7177	Recessed-1/2	9	18	5	11 3/4	20 3/4	10	19	4 3/4	11 1/4	20	5 3/4	Yes	3002 3005 3005-3 3302 3305 3305-3
7108	7138	7158	7178	Semi-Recessed-2	9	18	5	11 3/4	20 3/4	10	19	3 3/4	11 1/4	20	4 3/4	Yes	
7109	7139	7159	7179	Surface	11 1/2	20 1/2	5 3/4	-	-	-	-	-	-	-	-	No	
7110	7130	7150	7170	Recessed-1/2	9	24	5	11 3/4	26 3/4	10	25	4 3/4	11 1/4	26	5 3/4	Yes	
7112	7132	7152	7172	Semi-Recessed-2	9	24	5	11 3/4	26 3/4	10	25	3 3/4	11 1/4	26	4 3/4	Yes	
7113	7133	7153	7173	Semi-Recessed-3	9	24	5	11 3/4	26 3/4	10	25	2 1/4	11 1/4	26	3 3/4	Yes	3006 3010 3306 3310 3405
7120	7140	7160	7180	Recessed-1/2	9	24	5 3/4	11 3/4	26 3/4	10	25	5 1/2	11 1/4	26	6 3/4	Yes	
7121	7141	7161	7181	Trimless	9	24	5 3/4	12 3/4	27 3/4	10	25	6 1/2	11 1/4	26	7 3/4	Yes	
7122	7142	7162	7182	Semi-Recessed-2	9	24	5 3/4	11 3/4	26 3/4	10	25	4	11 1/4	26	4 3/4	Yes	
7123	7143	7163	7183	Semi-Recessed-3	9	24	5 3/4	11 3/4	26 3/4	10	25	3	11 1/4	26	3 3/4	Yes	
7124	7144	7164	7184	Surface	11 1/2	26 1/2	5 3/4	-	-	-	-	-	-	-	-	No	3020 3202 3320 3410
7125	7145	7165	7185	Recessed-1/2	12	27	8	14 3/4	29 3/4	13	28	7 3/4	14 1/4	29	8 3/4	Yes	
7126	7146	7166	7186	Trimless	12	27	8	15 3/4	30 3/4	13	28	8 1/4	14 1/4	29	9 3/4	Yes	
7127	7147	7167	7187	Semi-Recessed-3	12	27	8	14 3/4	29 3/4	13	28	5 1/4	14 1/4	29	6 3/4	Yes	
7128	7148	7168	7188	Semi-Recessed-5	12	27	8	14 3/4	29 3/4	13	28	3 3/4	14 1/4	29	4 3/4	Yes	
7129	7149	7169	7189	Surface	14 3/4	29 3/4	8	-	-	-	-	-	-	-	-	No	

# SELECTIONS

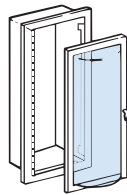
## EXTINGUISHER CABINETS

### DANA SERIES



MODEL NUMBER				WALL MOUNTING	BOX I.D.			FRAME O.D.		WALL OPENING			FRC OPTION			ADA	FOR USE WITH THESE EXTINGUISHERS
STEEL	ALUMINUM	STAINLESS STEEL	BRASS		K	L	M	N	O	W	H	D	W	H	D		
7210	7230	7250	7270	5/8 Protrusion	9	18	5 3/4	11 3/4	20 3/4	10	19	6	10 1/16	19 3/4	6 3/8	Yes	3002 - 3005-2
7220	7240	7260	7280	5/8 Protrusion	9	24	5 3/4	11 3/4	26 3/4	10	25	6	10 1/16	25 3/4	6 3/8	Yes	3002 - 3310
7225	7245	7265	7285	5/8 Protrusion	12	27	8	14 3/4	29 3/4	13	28	8 1/4	13 1/16	28 1/16	6 3/8	Yes	3202, 3020 - 3410

### LOMA SERIES



MODEL NUMBER				WALL MOUNTING	BOX I.D.			FRAME O.D.		WALL OPENING			FRC OPTION			ADA	FOR USE WITH THESE EXTINGUISHERS
STEEL	ALUMINUM	STAINLESS STEEL	BRASS		K	L	M	N	O	W	H	D	W	H	D		
7307	7337	7357	7377	Recessed-1/2	9	18	4	11 3/4	20 3/4	10	19	3 3/4	11 1/4	20	4 3/8	Yes	3002, 3005, 3005-3, 3302, 3305, 3305-3
7308	7338	7358	7378	Semi-Recessed-2	9	18	4	11 3/4	20 3/4	10	19	2 1/4	11 1/4	20	3 1/8	No	
7309	7339	7359	7379	Surface	11 1/2	20 1/2	4	-	-	-	-	-	-	-	-	No	
7320	7340	7360	7380	Recessed-1/2	9	24	4	11 3/4	26 3/4	10	25	3 3/4	11 1/4	26	4 3/8	Yes	3006, 3010, 3306, 3310, 3405
7321	7341	7361	7381	Trimless	9	24	4 1/2	12 3/4	27 3/4	10	25	4 1/4	11 1/4	26	5 3/8	Yes	
7322	7342	7362	7382	Semi-Recessed-2	9	24	4	11 3/4	26 3/4	10	25	2 1/4	11 1/4	26	3 3/8	No	
7324	7344	7364	7384	Surface	11 1/2	26 1/2	5	-	-	-	-	-	-	-	-	No	3020, 3202, 3320
7325	7345	7365	7385	Recessed-1/2	12	27	5 3/4	14 1/2	29 1/2	13	28	5 1/2	14 1/4	29	5 3/8	Yes	
7326	7346	7366	7386	Trimless	12	27	6 1/4	15 1/2	30 1/2	13	28	6 1/2	14 1/4	29	6 3/8	Yes	
7327	7347	7367	7387	Semi-Recessed-3	12	27	5 3/4	14 1/2	29 1/2	13	28	4	14 1/4	29	2 3/8	No	3405
7329	7349	7369	7389	Surface	14 1/2	29 1/2	5 3/4	-	-	-	-	-	-	-	-	Yes	
7324	7344	7364	7384	Surface	11 1/2	26 1/2	4	-	-	-	-	-	-	-	-	No	
7325	7345	7365	7385	Recessed-1/2	12	27	4 3/4	14 1/2	29 1/2	13	28	4 1/2	14 1/4	29	5 3/8	Yes	3405
7326	7346	7366	7386	Trimless	12	27	5 3/4	15 1/2	30 1/2	13	28	5 1/2	14 1/4	29	6 3/8	Yes	
7327	7347	7367	7387	Semi-Recessed-3	12	27	4 3/4	14 1/2	29 1/2	13	28	3	14 1/4	29	2 3/8	No	
7329	7349	7369	7389	Surface	14 1/2	29 1/2	4 3/4	-	-	-	-	-	-	-	-	Yes	

All 3 inch, 9x24", Semi-recessed Alta, Buena and Loma models come standard as Rolled Radius.

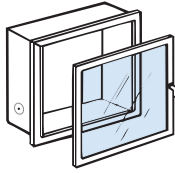
For complete specifications and our online selector please visit:

www.potterroemer.com / 800-366-3473 / 626-937-4777



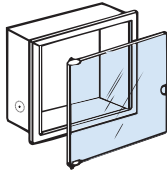
# STANDARD MODEL

## ALTA SERIES



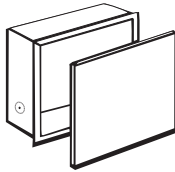
MODEL NUMBER			WALL MOUNTING	BOX I.D.			FRAME O.D.		WALL OPENING			INLET LOC.		SHELF	FRC OPTION			ADA	FOR USE WITH
STEEL	ALUMINUM	STAINLESS STEEL		K	L	M	N	O	W	H	D	Y	Z		Z-Z	W	H		
8020	8040	8060	Recessed- $\frac{5}{8}$ "	18	18	8	21 $\frac{3}{4}$	21 $\frac{3}{4}$	19	19	8 $\frac{1}{2}$	9	4	-	20 $\frac{1}{4}$	20	9 $\frac{3}{4}$	Yes	2 $\frac{1}{2}$ " Angle Valve
8021	8041	8061	Trimless	18	18	8 $\frac{3}{4}$	21	21	19	19	9 $\frac{3}{4}$	9	4	-	20 $\frac{1}{4}$	20	10 $\frac{1}{2}$	Yes	
8022	8042	8062	Semi-Recessed-2	18	18	8	21 $\frac{1}{2}$	21 $\frac{1}{2}$	19	19	6 $\frac{1}{2}$	9	4	-	20 $\frac{1}{4}$	20	7 $\frac{3}{4}$	Yes	
8024	8044	8064	Surface	20	20	9 $\frac{1}{4}$	-	-	-	-	-	-	-	-	-	-	-	No	Up to 20 lb Dry Chem. Fire Ext. and 2 $\frac{1}{2}$ " Angle Valve
8025	8045	8065	Recessed- $\frac{5}{8}$ "	14	40	8	17 $\frac{3}{4}$	43 $\frac{3}{4}$	15	41	8 $\frac{1}{2}$	4	4	12	16 $\frac{1}{4}$	42	9 $\frac{3}{4}$	Yes	
8026	8046	8066	Trimless	14	40	8 $\frac{3}{4}$	17	43	15	41	9 $\frac{3}{4}$	4	4	12	16 $\frac{1}{4}$	42	10 $\frac{1}{2}$	Yes	
8027	8047	8067	Semi-Recessed-2	14	40	8	17 $\frac{1}{2}$	43 $\frac{1}{2}$	15	41	6 $\frac{1}{2}$	4	4	12	16 $\frac{1}{4}$	42	7 $\frac{3}{4}$	Yes	
8029	8049	8069	Surface	16	42	9 $\frac{1}{4}$	-	-	-	-	-	-	-	12	-	-	-	No	

## BUENA SERIES



MODEL NUMBER			WALL MOUNTING	BOX I.D.			FRAME O.D.		WALL OPENING			INLET LOC.		SHELF	FRC OPTION			ADA	FOR USE WITH
STEEL	ALUMINUM	STAINLESS STEEL		K	L	M	N	O	W	H	D	Y	Z		Z-Z	W	H		
8120	8140	8160	Recessed- $\frac{5}{8}$ "	18	18	8	21 $\frac{3}{4}$	21 $\frac{3}{4}$	19	19	8 $\frac{1}{2}$	4	-	-	20 $\frac{1}{4}$	20	9 $\frac{3}{4}$	Yes	2 $\frac{1}{2}$ " Angle Valve
8121	8141	8161	Trimless	18	18	8 $\frac{3}{4}$	21	21	19	19	9 $\frac{3}{4}$	9	4	-	20 $\frac{1}{4}$	20	10 $\frac{1}{2}$	Yes	
8122	8142	8162	Semi-Recessed-2	18	18	8	21 $\frac{1}{2}$	21 $\frac{1}{2}$	19	19	6 $\frac{1}{2}$	9	4	-	20 $\frac{1}{4}$	20	7 $\frac{3}{4}$	Yes	
8124	8144	8164	Surface	20	20	9 $\frac{1}{4}$	-	-	-	-	-	-	-	-	-	-	-	No	Up to 20 lb Dry Chem. Fire Ext. and 2 $\frac{1}{2}$ " Angle Valve
8125	8145	8165	Recessed- $\frac{5}{8}$ "	14	40	8	17 $\frac{3}{4}$	43 $\frac{3}{4}$	15	41	8 $\frac{1}{2}$	4	4	12	16 $\frac{1}{4}$	42	9 $\frac{3}{4}$	Yes	
8126	8146	8166	Trimless	14	40	8 $\frac{3}{4}$	17	43	15	41	9 $\frac{3}{4}$	4	4	12	16 $\frac{1}{4}$	42	10 $\frac{1}{2}$	Yes	
8127	8147	8167	Semi-Recessed-2	14	40	8	17 $\frac{1}{2}$	43 $\frac{1}{2}$	15	41	6 $\frac{1}{2}$	4	4	12	16 $\frac{1}{4}$	42	7 $\frac{3}{4}$	Yes	
8129	8149	8169	Surface	16	42	9 $\frac{1}{4}$	-	-	-	-	-	-	-	-	-	-	-	No	

## DANA SERIES



MODEL NUMBER			WALL MOUNTING	BOX I.D.			FRAME O.D.		WALL OPENING			INLET LOC.		SHELF	FRC OPTION			ADA	FOR USE WITH
STEEL	ALUMINUM	STAINLESS STEEL		K	L	M	N	O	W	H	D	Y	Z		Z-Z	W	H		
8220	8240	8260	$\frac{5}{8}$ " Protrusion	18	18	8	20 $\frac{1}{2}$	20 $\frac{1}{2}$	19	19	8 $\frac{1}{2}$	9	4	-	19 $\frac{3}{8}$	19 $\frac{3}{8}$	9 $\frac{3}{8}$	Yes	2 $\frac{1}{2}$ " Angle Valve
8225	8245	8265	$\frac{5}{8}$ " Protrusion	14	40	8	16 $\frac{1}{2}$	42 $\frac{1}{2}$	15	41	8 $\frac{1}{2}$	4	4	12	15 $\frac{5}{16}$	41 $\frac{3}{4}$	9 $\frac{3}{8}$	Yes	Up to 20 lb Dry Chem. Fire Ext. and 2 $\frac{1}{2}$ " Angle Valve



# SELECTIONS

## VALVE CABINETS & EXTINGUISHERS



**ABC DRY CHEMICAL**



**HALOTRON 1**



**WATER/FOAM**



**BC DRY CHEMICAL**



**CARBON DIOXIDE**

**ABC MULTI-PURPOSE DRY CHEMICAL:** Used to provide protection against class A, B, and C fires; Red, glossy, polyester-coated steel cylinder with pressure gauge, wall mounting bracket, and hose or nozzle as indicated. Contents stored under pressure at approximately 195 P.S.I.

MODEL NUMBER	NOMINAL CAPACITY	UL RATING	FM APPROVAL	HEIGHT	CYLINDER DIAMETER	RANGE OF STREAM	TYPE DISCHARGE
3002	2 1/2 lbs.	1A:10B:C	YES	14 1/2"	3"	9'-15'	Nozzle
3005	5 lbs.	2A:10B:C	YES	15 1/2"	4 1/2"	12'-18'	Hose
3005-3	5 lbs.	3A:40B:C	NO	15 1/2"	4 1/2"	12'-18'	Hose
3006	6 lbs.	3A:40B:C	YES	16"	5"	15'-21'	Hose
3010	10 lbs.	4A:80B:C	YES	20"	5"	15'-21'	Hose
3020	20 lbs.	10A:120B:C	YES	23 1/2"	7"	15'-21'	Hose

OPTIONAL MOUNTING BRACKETS	
Model Number	Fits Size
3901	5 lb.
3902	6 lb.
3903	10 lb.
3904	20 lb.
3909	5, 6, 10 lb.
3910	20 lb.

**HALOTRON 1:** EPA approved "Clean Agent" for class A, B, and C fires; Red, glossy, polyester-coated steel cylinder with discharge nozzle and bracket. Contents pressurized at approximately 125 P.S.I.

MODEL NUMBER	NOMINAL CAPACITY	UL RATING	FM APPROVAL	HEIGHT	CYLINDER DIAMETER	RANGE OF STREAM	TYPE DISCHARGE
3101	1.4 lbs.	1B:C	NO	10"	2 1/2"	6'-8'	Nozzle
3102	2.5 lbs.	2B:C	NO	14 1/2"	3"	6'-10'	Nozzle
3105	5 lbs.	5B:C	NO	15 1/2"	4 1/2"	9'-15'	Nozzle
3111	11 lbs.	1A:10B:C	NO	21 1/2"	6"	9'-15'	Hose & Nozzle
3115	15.5 lbs.	2A:10B:C	NO	21 1/2"	6"	12'-18'	Hose & Nozzle

**PRESSURIZED WATER / FFFP\*:** Used to provide protection against class A fires; Stainless steel shell with pressure gauge and wall mounting bracket (foam unit furnished with combination cartridge holder, cartridge, and nozzle). Shipped empty, to be charged at destination by authorized personnel.

\*OPTION: -AF Anti-freeze charge

MODEL NUMBER	NOMINAL CAPACITY	UL RATING	FM APPROVAL	HEIGHT	CYLINDER DIAMETER	RANGE OF STREAM	TYPE DISCHARGE
3202 (Water)	2 1/2 gals.	2A	YES	24 1/2"	7"	45'-55'	Hose
3252 (Foam)	2 1/2 gals.	3A:20B	NO	24 1/2"	7"	10'-15'	Hose

OPTIONAL MOUNTING BRACKETS	
Model Number	Fits Size
3904	2 1/2 gals.

**KITCHEN CLASS K:** Used to provide protection against class K fires; Stainless steel with easy to use hose and spray application nozzle.

MODEL NUMBER	NOMINAL CAPACITY	UL RATING	FM APPROVAL	HEIGHT	CYLINDER DIAMETER	RANGE OF STREAM	TYPE DISCHARGE
3260 (Wet Chem)	6 ltr.	2A:K	NO	19"	7"	10'-12'	Hose
3262 (Wet Chem)	2 1/2 gals.	2A:K	NO	24 1/2"	7"	10'-12'	Hose

OPTIONAL MOUNTING BRACKETS	
Model Number	Fits Size
3904	2 1/2 gals.

**BC DRY CHEMICAL:** Used to provide protection against class B and C fires; Same as multi-purpose shown above.

MODEL NUMBER	NOMINAL CAPACITY	UL RATING	FM APPROVAL	HEIGHT	CYLINDER DIAMETER	RANGE OF STREAM	TYPE DISCHARGE
3302	2 1/2 lbs.	10B:C	YES	14 1/2"	3"	9'-15'	Nozzle
3305	5 lbs.	10B:C	YES	15 1/2"	4 1/2"	12'-18'	Nozzle
3305-3	5 1/2 lbs.	40B:C	NO	15 1/2"	4 1/2"	12'-18'	Hose
3306	6 lbs.	40B:C	YES	16 1/2"	5"	15'-21'	Hose
3310	10 lbs.	60B:C	YES	20"	5"	15'-21'	Hose
3320	20 lbs.	120B:C	YES	23 1/2"	7"	15'-21'	Hose

OPTIONAL MOUNTING BRACKETS	
Model Number	Fits Size
3901	5 lb.
3902	6 lb.
3903	10 lb.
3904	20 lb.
3909	5, 6, 10 lb.
3910	20 lb.

**CARBON DIOXIDE:** Used to provide protection against class B and C fires; Red, glossy, polyester-coated aluminum cylinder, with discharge horn and wall bracket. Contents pressurized at approximately 735 P.S.I.

MODEL NUMBER	NOMINAL CAPACITY	UL RATING	FM APPROVAL	HEIGHT	CYLINDER DIAMETER	OVERALL WIDTH	RANGE OF STREAM	TYPE DISCHARGE
3405	5 lbs.	5B:C	YES	17 1/2"	5 1/2"	8 1/2"	3'-8'	Horn
3410	10 lbs.	10B:C	YES	24"	7"	12"	3'-8'	Hose & Horn
3415	15 lbs.	10B:C	YES	30"	7"	12"	3'-8'	Hose & Horn
3420	20 lbs.	10B:C	YES	30"	8"	13"	3'-8'	Hose & Horn

OPTIONAL MOUNTING BRACKETS	
Model Number	Fits Size
3903	5 lb.
3904	10, 15 lb.
3905	20 lb.
3909	5 lb.

For complete specifications and our online selector please visit:

www.potterroemer.com / 800-366-3473 / 626-937-4777





## POTTER ROEMER®/FIRE PRO

Mailing:  
P.O. Box 3527  
City of Industry, CA 91744, U.S.A.

Street Address:  
17451 Hurley St.  
City of Industry, CA 91744, U.S.A.

Fax: 626-855-4890  
Web: [www.potterroemer.com](http://www.potterroemer.com)

### DISTRIBUTION CENTERS

**New York**  
1480 Ridgeway Street  
Union, NJ 07083  
(908) 964-5775 (800) 526-4592  
Fax (908) 964-9056 (888) 964-9056

**Illinois**  
1350 N. Michael Drive, Suite B  
Wood Dale, IL 60191  
(630) 766-4545 (800) 547-3473  
Fax (630) 766-4609 (888) 766-4609

**Georgia**  
4103 Tench Road, Ste. 100  
Suwanee, GA 30024  
(770) 904-3550 (800) 762-0542  
Fax (770) 904-3551 (888) 249-8002

**Florida**  
8306 NW 14TH Street  
Miami, FL 33126  
(786) 845-0842 (866) 961-3473  
Fax (786) 960-0844 (866) 960-0844

**Texas**  
1500 Precision Drive, Ste 120  
Plano, TX 75074  
(972) 516-1800 (866) 644-3473  
Fax (972) 516-1888

### OTHER Potter Roemer/Fire Pro/FIRE PRO PRODUCT OFFERING includes:

- ▶ Hose Racks
- ▶ Couplings
- ▶ Valves & Connections
- ▶ Roof Access Hatches
- ▶ Cardiac Defibrillator Cabinets
- ▶ Monitors
- ▶ Nozzles



## ACORN FAMILY OF COMPANIES



ACORN ENGINEERING  
Engineered Plumbing Products  
P.O. Box 3527 • City of Industry, CA 91744-0527 U.S.A.  
800-488-8999 626-336-4561 • Fax 626-961-2200  
[www.acorneng.com](http://www.acorneng.com)



ACORN AQUA  
Drinking Fountains  
P.O. Box 3527 • City of Industry, CA 91744-0527 U.S.A.  
800-591-9360 • Fax 626.855.4894  
[www.acornaqua.com](http://www.acornaqua.com)



ACORN-GENCON PLASTICS,LLC  
Injection Molded Products  
13818 Oaks Avenue • Chino, CA 91710 U.S.A.  
909-591-8461 • Fax 909-628-7465  
[www.acorn-gencon.com](http://www.acorn-gencon.com)



ACORN SAFETY  
Emergency Drench Systems  
P.O. Box 3527 • City of Industry, CA 91744-0527 U.S.A.  
800-591-9360 • Fax 626-937-1213  
[www.acornsafety.com](http://www.acornsafety.com)



ACORNVAC  
Vacuum Plumbing Systems  
13818 Oaks Avenue • Chino, CA 91710 U.S.A.  
800-591-9920 909 902-1141 • Fax 909-902-5041  
[www.acornvac.com](http://www.acornvac.com)



CHRONOMITE LABORATORIES, INC.  
Tankless Electric Water Heaters  
P.O. Box 3527 • City of Industry, CA 91744-0527 U.S.A.  
800-447-4962 • Fax 626-937-4279  
[www.chronomite.com](http://www.chronomite.com)



ELMDOR/STONEMAN MANUFACTURING  
Access Doors and Roof Flashing Assemblies  
P.O. Box 3527 • City of Industry, CA 91744-0527 U.S.A.  
800-591-9181 626-968-8699 • Fax 626-333-4109  
[www.elmdorstoneman.com](http://www.elmdorstoneman.com)



JAY R. SMITH MFG. CO.  
Plumbing, Drainage and Rainwater Harvesting Products  
P.O. Box 3237 • Montgomery, AL 36109-0237  
800-467-6484 Fax 334-272-7396  
[www.jrsmith.com](http://www.jrsmith.com)



MURDOCK-SUPER SECUR  
Pre-engineered Modular Buildings,  
Drinking Fountains, Water Hydrants  
P.O. Box 3527 • City of Industry, CA 91744-0527 U.S.A.  
800-453-7465 626-333-2543 • Fax 626-855-4860  
[www.murdock-supersecur.com](http://www.murdock-supersecur.com)



NEO-METRO®  
Luxury Stainless Steel Plumbing Fixtures  
P.O. Box 3527 • City of Industry, CA 91744-0527 U.S.A.  
800-591-9050 626-855-4854 • Fax 626-937-4725  
[www.neo-metro.com](http://www.neo-metro.com)



WHITEHALL MANUFACTURING  
Hospital and Therapy Products  
P.O. Box 3527 • City of Industry, CA 91744-0527 U.S.A.  
800-782-7706 626-968-6681 • Fax 626-855-4862  
[www.whitehallmfg.com](http://www.whitehallmfg.com)