



**STELLAR® 7621/7628 TECHNICAL SPECIFICATION GUIDE**

# 7621/7628

Service Crane and TMAX Service Bodies



*Our People. Our Products.*

# STELLAR® 7621/7628 TECHNICAL SPECIFICATION GUIDE

## ■ SPECIFICATION INFORMATION

Crane Rating (with Boost):	44,840 ft-lbs (6.2 ton-m)*
7621 Boom Length:	11' (3.35 m) from CL of Crane
7628 Boom Length:	12' 6" (3.81 m) from CL of Crane
7621 Boom Extension:	
• 1st stage:	Hydraulic 60" (152.4 cm)
• 2nd stage:	Hydraulic 60" (152.4 cm)
7628 Boom Extension:	
• 1st stage:	Hydraulic 90" (228.6 cm)
• 2nd stage:	Hydraulic 90" (228.6 cm)
7621 Max. Reach:	21' (6.40 m) from CL of Crane
7628 Max. Reach:	28' 6" (8.69 m) from CL of Crane
7521 Max. Vertical Lift:	23' (7.01 m)
7528 Max. Vertical Lift:	30' 4" (9.24 m)
Boom Elevation:	-5° to +80°
Stowed Height: (crane only)	32.5" (82.6 cm)
Mounting Space Required:	20" x 21" (50.8 x 53.3 cm)
7621 Shipping Weight:	1625 lbs (735 kg)
7628 Shipping Weight:	1900 lbs (885 kg)
Controls:	Radio control standard for all functions
Winch	
• Rope Diameter:	3/8" (.953 cm)
• Line Pull Speed:	60 ft/min (18.29 m)
• Max. Single Part Line:	3750 lbs (1474 kg)
• Max. Double Part Line:	7500 lbs (3402 kg)
Rotation:	400° power (worm gear)
7621 Lifting Capacities:	7500 lbs @ 5'10" (3402 kg @ 1.78 m)** 2135 lbs @ 21' (965 kg @ 6.40 m)**
7628 Lifting Capacities:	7500 lbs @ 5'10" (3402 kg @ 1.78 m)** 1575 lbs @ 28'6" (715 kg @ 8.69 m)**
Power Supply Required:	PTO & Pump 8 gpm @ 2850 psi (30.31 lpm @ 197 bars)

## ■ DEFINING CHARACTERISTICS

### Stellar® CDT™ Equipped

The Stellar CDT equipped cranes will engage and communicate with the crane operator by using multiple sensory indicators when approaching maximum capacity. This will include the use of colored LED lights and pulsating vibrations on the handheld remote. The Stellar CDT control system will also allow the operator to go into a boost mode and operate at 118% of its normal operating capacity for a short period of time.

### Remote Control

Stellar Industries was the first U.S. manufacturer to include the state-of-the-art fully proportional multi-functional remote control as a standard feature. The radio remote incorporates a variable speed trigger that allows the operators to feather the crane with precise control. Additionally, the radio remote control handle features engine start/stop functions, compressor on/off, engine speed controls, and an emergency shut-off. It also has LED lights and the ability to vibrate to indicate capacities.

### Planetary Drive Winch System

To maximize winch speed, Stellar Industries has incorporated a planetary drive winch system with line speeds up to 60-ft/min (18.29 m), giving the 7621/7628 crane over twice the speed of competitors with worm drive winches. In addition to speed, the planetary winch also provides mechanical and hydraulic breaks for added security.

### Hexagonal Boom Design

Hexagonal booms are stronger and greatly reduce boom flex and side to side movement.

### Greaseless Bushings

Maintenance free greaseless bushings.

### Stainless Steel Pivot Pins

Lower maintenance and extend life.

### 21' and 28'6" of Hydraulic Reach

2-stage hydraulic extensions. No manual extensions.

### Dual Acting Counter Balance Valves

Integrated into cylinders.

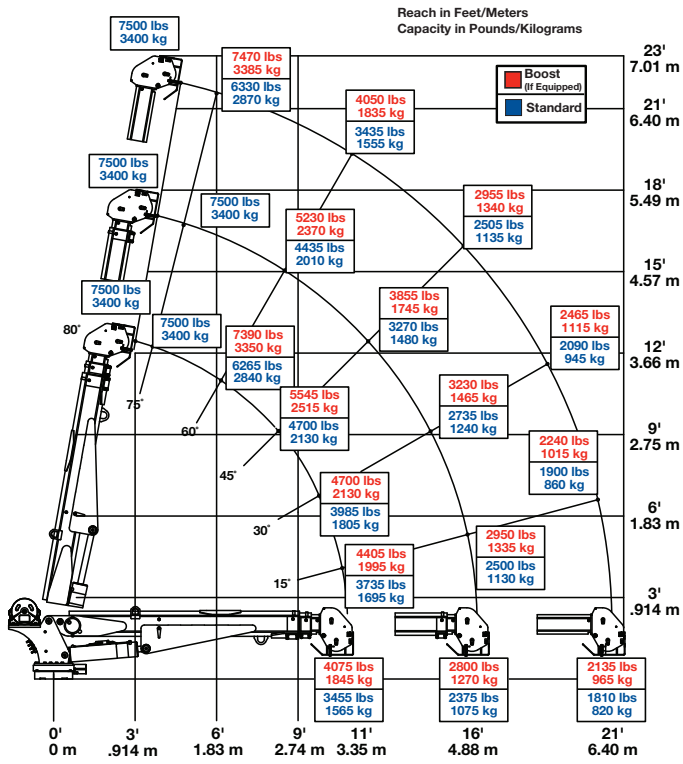
### Flip Sheave Standard

### Anti Two-Block Device

NOTE: All Stellar cranes meet ANSI B30.5 and OSHA 1910.180 specifications.  
Specifications subject to change without notification.

\*Crane rating in Boost Mode. Normal crane rating is 38,000 ft-lbs (5.25 ton-m)  
\*\*Maximum capacities in Boost Mode.

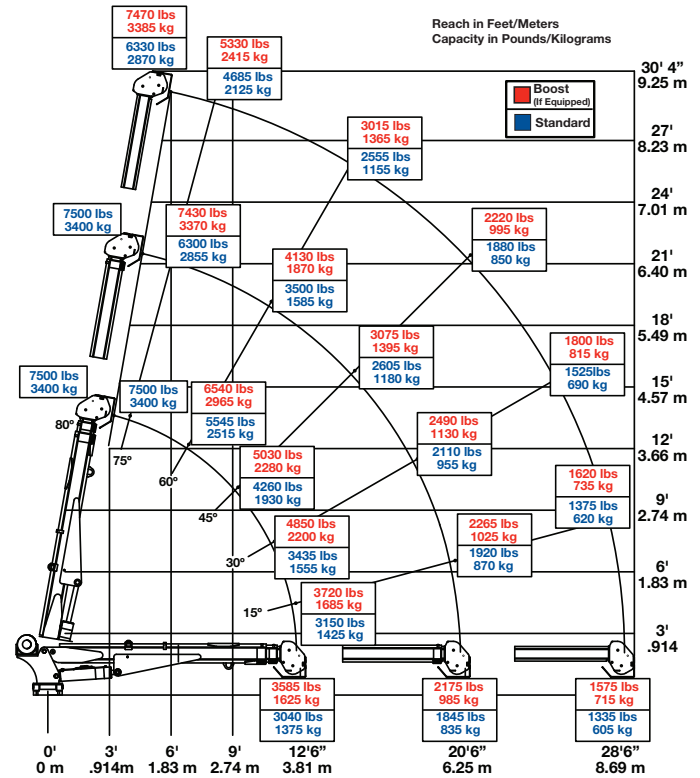
### 7621 CAPACITY CHART



Weight of load handling devices are part of the load lifted and must be deducted from the capacity.

Maximum 1-part line capacity is 3750 lbs. (1474 kg). For greater loads, use 2-part line.

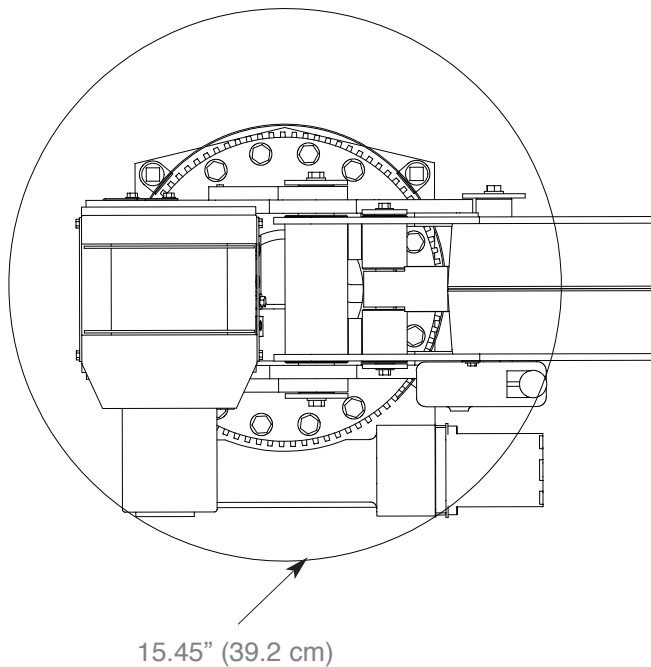
### 7628 CAPACITY CHART



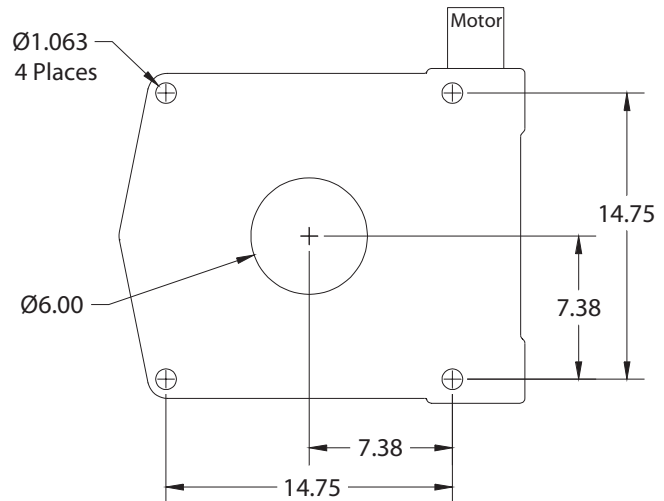
Weight of load handling devices are part of the load lifted and must be deducted from the capacity.

Maximum 1 - part line capacity is 3750 lbs. (1474 kg). For greater loads, use 2 - part line.

### ROTATIONAL CLEARANCE



### HOLE MOUNTING DETAIL



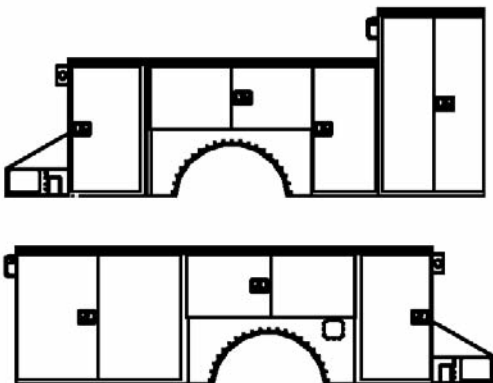
■ **Service Bodies**

**TMAX1 Service Body**

Applicable Chassis: 16000 GVWR to  
19000 GVWR Chassis

Crane Models: 3315  
4420  
5520  
7621  
7628

Cab to Axle: 84" (213.36 cm)  
Body Length Nominal: 133" (337.82 cm)  
Body Height: 44" (111.76 cm)  
Body Width: 94" (238.76 cm)  
Compartment Depth: 22" (55.88 cm)  
Floor Width: 50" (127 cm)  
Net Weight: 3220 lbs (1460.37 kg)

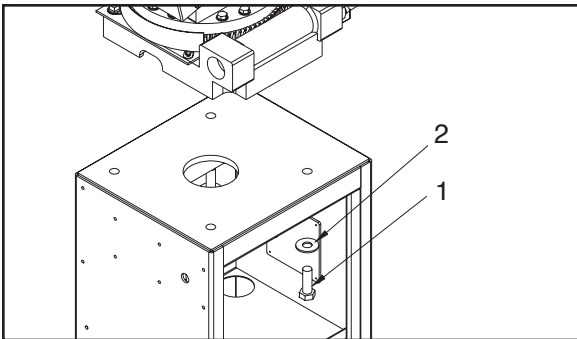
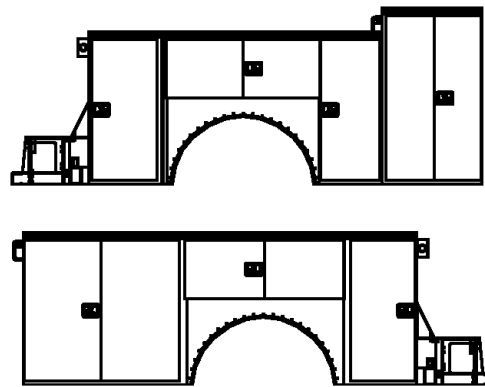


**TMAX2 Service Body**

Applicable Chassis: 19000 GVWR Chassis and up

Crane Models: 7621  
7628  
9621  
9628  
10621  
10628

Cab to Axle: 84" (213.36 cm)  
Body Length Nominal: 133" (337.82 cm)  
Body Height: 52" (132.08 cm)  
Body Width: 94" (238.76 cm)  
Compartment Depth: 22" (55.88 cm)  
Floor Width: 50" (127 cm)  
Net Weight: 3600 lbs (1632.93 kg)



Item	Part	Description	Qty.
1	5199	Cap Scr 1.00-8x3.00 HHGR8 ZY	4
2	1443	Washer 1.00 Flat Zinc	4

Your local dealer:



*Our People. Our Products.*

190 State Street  
P.O. Box 169  
Garner, IA 50438  
Telephone: (641) 923-3741 • (800) 321-3741  
Fax: (641) 923-2812  
Internet: [www.stellarindustries.com](http://www.stellarindustries.com)  
Email: [sales@stellarindustries.com](mailto:sales@stellarindustries.com)

An Employee Owned Company.  
Copyright © 2010 Stellar Industries, Inc.