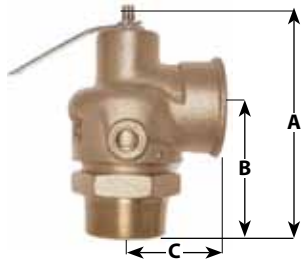


STEAM HEATING PRODUCTS

ASME Section IV Low Pressure Steam Safety Valves

MODEL RVS12

LOW PRESSURE STEAM HEATING BOILER SAFETY VALVES



Use on medium and large commercial steam heating boilers. National Board capacity certified at 15 psig.

FEATURES

- PTFE coated O-Ring seat seal
- All bronze construction
- 3/8" NPT side tapping for drain
- Top guide, rust-proof steel spring
- High capacity
- Registered in all Canadian provinces and territories, CRN #0G8547.5C
- Lower pressure settings available


Model Number	Part Number	Size(in.) Inlet NPT	Outlet NPT	Max. Pressure psig	Capacity* lbs./hr.	Wt./100 (lbs.)	Dimensions (in.)		
							A	B	C
RVS122	12-205-08	2	2	15	2500	514	6.00	3.75	2.62
RVS12212	12-206-08	2-1/2	2-1/2	15	3529	835	8.50	5.25	3.06
RVS123	12-208-08	3	3	15	4100	1162	9.50	6.00	3.75

Note: For pressures other than 15 psi use the following suffix codes on the part number: 5 psig - 03; 6 psig - 04; 8 psig - 05; 10 psig - 06; 12 psig - 07; 15 psig - 08

*National Board Capacity Certified-(15 psi rating, 90% of actual capacity at 33% accumulation.)

MODEL RVS13

LOW PRESSURE STEAM HEATING BOILER SAFETY VALVES



13-101

For use on small commercial steam heating boilers. National Board capacity-certified at 15 psig in accordance with ASME Section IV.

FEATURES

- Optional rough or polished chrome finish
- Flat seat, PTFE faced disc for positive seal
- Standard set pressure of 15 psig; capacities apply to valves set @ 15 psig
- Pressure setting below 15 available
- Positive drainage of condensate from seat area
- **RVS13T** is top outlet discharge
- Registered in all Canadian provinces and territories, CRN #0G8547.5C

Model Number	Part Number	Size(in.) Inlet NPT	Outlet NPT	Max. Pressure psig	Capacity* lbs./hr.	Wt./100 (lbs.)	Dimensions (in.)		
							A	B	C
RVS13T15	13-101-B15	3/4 M	Top	15	410	64	2.87	0.94	1.250
RVS1334	13-211-B15	3/4 M	3/4 F	15	475	107	1.81	3.69	1.437
RVS131	13-202-B15	1 M	1 F	15	643	110	2.06	3.87	1.218
RVS13114	13-213-B15	1-1/4 M	1-1/2 F	15	1200	218	2.53	4.50	1.875
RVS13112	13-214-B15	1-1/2 M	2 F	15	1900	320	3.00	5.25	2.187
RVS13L3415	13-511-B15	3/4 M	3/4 F	15	407	62	1.69	3.25	1.187
RVS13L34F15	13-512-B15	3/4 F	3/4 F	15	407	59	1.81	2.75	1.187


*National Board Capacity Certified at 15 psig (90% of actual capacity at 33% accumulation.)

Use key to designate last two digits of model number. Last two digits indicate pressure and finish.


Key to Suffix to Part Number

- B = Plain
- P = Polished Chrome
- S = Satin Chrome

Two digit pressure setting from 05 PSIG to 15 PSIG.



13-200



13-511

