




Swing Frame Wall Rack



EIA/TIA Compliant

Spec. #
96-984
for full
product
info.

AE



SFR-12-18

Swing Frame Rack


Specify an SFR when mounting patch panels, hubs and switches in a secure room or closet.

Innovative open-back wall mount design allows swing frame rack to be mounted over existing equipment and physical obstacles (conduit, telephone equipment, etc.)

- Rugged 100 lb. weight capacity, afforded by 14-gauge steel construction, provides the greatest strength in its class
- Open-back design maximizes useable wall space
- Unique, open swing frame design utilizes pivot points instead of hinges and can be inverted to allow opening from the left or the right
- 90° opening with positive stop facilitates punching down of wires while fully open and also minimizes stress on cable loops
- Ships ready-to-assemble to reduce space needed for storage and transport
- Standard heavy-gauge, 10-32 threaded rackrail with marked rackspace increments to speed equipment mounting
- Permanently lubricated bushings with a proprietary pivot prevent sag
- Abundant tie points and cable pass-throughs
- Black powder coat finish
- Includes 50 rack screws and hook and loop cable fasteners
- GREENGUARD Indoor Air Quality Certified for Children and Schools (the most strict level)

12" Depth Part #	18" Depth Part #	24" Depth Part #	Racking Height	Overall Height	Weight Capacity
SFR-12-12	SFR-12-18	SFR-12-24	21" (12 space)	27-1/4"	100 lbs.
SFR-20-12	SFR-20-18	SFR-20-24	35" (20 space)	41-1/4"	100 lbs.
-	SFR-25-18	SFR-25-24	43-3/4" (25 space)	50"	100 lbs.

90° opening with positive stop to facilitate punch-down



Enhanced compact packaging design





Pivoting And Hinged Panel Mounts

Pivoting Panel Mount

The logical choice for wall mounting patch panels and network equipment, pivoting panel mounts are offered in 6", 12", and 18" depths and provide easy rear access.

Innovative design with 90° positive stop facilitates punching down while fully open. Featuring abundant tie points for cable management, hook and loop cable fasteners and rugged steel construction, each unit is finished in a durable black powder coat. The 8 space PPM-8-18 has a depth of 18" to accommodate deeper equipment. Rack screws and hook & loop fasteners included.

Top Covers and Doors

Security top covers and doors completely enclose the PPM for installation in non-secure areas. Available for 12" and 19" deep models

Part #	Security Top Cover Part #	Security Door Part #	Racking Height	Overall Height	Depth	Weight Capacity
PPM-2	—	—	3-1/2" (2 space)	5-3/4"	6"	20 lbs.
PPM-4	—	—	7" (4 space)	9-1/4"	6"	20 lbs.
PPM-6	—	—	10-1/2" (6 space)	12-3/4"	6"	30 lbs.
PPM-6-12	PPM-LID12	PPM-D06*	10-1/2" (6 space)	12-3/4"	12"	40 lbs.
PPM-8-12	PPM-LID12	PPM-D08*	14" (8 space)	16-1/4"	12"	60 lbs.
PPM-8-18	PPM-LID18	PPM-D08*	14" (8 space)	16-1/4"	18"	60 lbs.

*When using door option, top cover is required

Backless Pivoting Panel Mount

Designed to work over wall obstructions such as conduit or raceways.

- Opens 90° with positive stop to allow for punch down of cables
- 16" depth, 40 lb. weight capacity
- 6 rackspace height available
- Security cover and lid available

Part #	Description
PPM-6-160B*	6 space pivoting panel mount, open back, 16" deep
PPM-LID16	lid, fits 16" deep PPMs

*PPM-D06 security door fits 6 space PPMs



PPM-6-160B closed

Hinged Panel Mount

Our HPM Series provides simple and straightforward wall mounting of rackmount components and can also be rackmounted to any 19" open frame rack.

- 6" deep and steel construction
- Hinged to provide rear access to mounted components
- Finished in a durable black powder coat
- Rack screws & hook & loop fasteners included

Part #	Racking Height	Part #	Description
HPM-1	1-3/4" (1 space)	HPM-LID	top dust cover acts as an equipment shelf
HPM-2	3-1/2" (2 space)		
HPM-4	7" (4 space)		
HPM-6	10-1/2" (6 space)		

HPM-LID



Adjustable Depth Hinged Panel Mount

Dual hinged mount provides exceptional rear access to rackmount components

- Simple adjustable depth accommodates components from 9" - 15"
- Built-in cable management
- Grounding stud built-in and space indicators marked on rackrail

Part #	Description	Weight Capacity
HPM-4-915	4 space, adjustable depth 9" - 15"	15 lbs.
HPM-6-915	6 space, adjustable depth 9" - 15"	20 lbs.
HPM-8-915	8 space, adjustable depth 9" - 15"	25 lbs.



Spec. # 96-0210
for full product info.



PPM-8-12 with PPM-LID12 and PPM-D08




PPM-8-12



PPM-6-160B

Spec. # 96-212
for full product info.




HPM-1

HPM-2

HPM-4

HPM-6

cut out in rear for cable pull-through



HPM-4-915

telescopes from 9" - 15"

