

SANUS Component Series Furniture

Built to perform with no compromising on design

The Component Series was engineered for serious audiophiles. Extra-deep cable management channels span cabinet widths to contain complex cable systems, and quick-release back panels provide easy access to cables and wires. These high-test, spacious pieces feature solid construction to provide a superior acoustic — and aesthetic — performance.



CFV47-EB1 / UF34



Versatile line includes glass and wood door panel options for a customizable design



Convection cooling system allows heated air to escape as cooler air is drawn in



Removable carpet glides make rearranging furniture easy on carpeted surfaces





Quick-release removable back panels provide easy access to AV components for wiring





Models CFV69-CB1 shown with SANUS Foundations Steel Series model SF26b


SANUS Component Series Furniture

MODEL CFV69 Six-Shelf Lowboy			
	DIMENSIONS (w x d x h) 69" x 19" x 21.3" 175.3 x 48.3 x 54 cm	MID SHELF SIZE 26.5" x 15" 67 x 38 cm	FINISH Cherry/Black – CFV69-CB1 Espresso/Black – CFV69-EB1
	TOP SHELF SIZE 69" x 19" 175.25 x 48.3 cm	BOTTOM SHELF SIZE 19" x 15" 48.25 x 38 cm	FEATURES Includes wood and glass door-panel option Concealed venting to keep AV gear cool Resonance-damping shelves
WEIGHT CAPACITY		Top Shelf – 275 lbs / 124.7 kg	Mid Shelf – 50 lbs / 22.7 kg Bottom Shelf – 50 lbs / 22.7 kg

MODEL CFV47 Four-Shelf TV/AV Cabinet			
	DIMENSIONS (w x d x h) 47" x 20" x 21" 119.4 x 50.8 x 53.4 cm	MID SHELF SIZE 43" x 15" 109.2 x 38 cm	FINISH Cherry/Black – CFV47-CB1 Espresso/Black – CFV47-EB1
	TOP SHELF SIZE 47" x 20" 119.4 x 50.8 cm	BOTTOM SHELF SIZE 43" x 15" 109.2 x 38 cm	FEATURES Includes wood and glass door-panel option Concealed venting to keep AV gear cool Resonance-damping shelves
WEIGHT CAPACITY		Top Shelf – 200 lbs / 90.7 kg	Mid Shelf – 100 lbs / 45.4 kg Bottom Shelf – 150 lbs / 68 kg

MODEL CFAV34 Six-Shelf AV Stand			
	DIMENSIONS (w x d x h) 34.4" x 23.3" x 28" 87.3 x 59 x 71.1 cm	MID SHELF SIZE 30.5" x 19.25" 77.5 x 48.9 cm	FINISH Cherry/Black – CFAV34-CB1 Espresso/Black – CFAV34-EB1
	TOP SHELF SIZE 34.4" x 23.3" 87.3 x 59 cm	BOTTOM SHELF SIZE 30.5" x 19.25" 77.5 x 48.9 cm	FEATURES Concealed venting to keep AV gear cool Resonance-damping shelves
WEIGHT CAPACITY		Top Shelf – 60 lbs / 27.2 kg	Mid Shelf – 50 lbs / 22.7 kg Bottom Shelf – 100 lbs / 45.4 kg

MODEL CFA56 Six-Shelf AV Cabinet			
	DIMENSIONS (w x d x h) 23.25" x 23.25" x 56" 59 x 59 x 142.2 cm	TOP SHELF SIZE 23.25" x 23.25" 59 x 59 cm	BOTTOM SHELF SIZE 19" x 19" 48.3 x 48.3 cm
	WEIGHT CAPACITY Top Shelf – 40 lbs / 18 kg Mid Shelf – 50 lbs / 22.7 kg Bottom Shelf – 75 lbs / 34 kg	MID SHELF SIZE 19" x 19" 48.3 x 48.3 cm	FINISH Cherry/Black – CFA56-CB1 Espresso/Black – CFA56-EB1

MODEL CFARR56 Rack Rails for use with CFA56			
	DIMENSIONS (w x d x h) .9" x 3" x 24.4" 2.3 x 7.6 x 62 cm	FINISH Black – CFA56RR-B1	FEATURES 18-gauge steel construction, multiple alignment marks for easy installation
	MAX WEIGHT CAPACITY	300 lbs / 136.1 kg	COMPATIBLE PRODUCT CFA56

FINISH OPTIONS

Cherry/Black

Espresso/Black